

# Weekly Bankruptcy Analysis

## January 20-26, 2025

*Written by:*

*Ed Flynn<sup>1</sup>*

*American Bankruptcy Institute; Alexandria, Va.*

Bankruptcy filings were fairly light during the week. The Martin Luther King, Jr. holiday and the Presidential Inauguration caused filings to be about half of normal volume on Monday. Historically, filings from Thanksgiving through February tend to be rather low before rebounding in March and April.

<b>Bankruptcy Filings - January 20 - 26</b>					
Type of Case	Number Filed	Percent Change From Same Week			
	2025	2024	2023	2022	2020 <i>(Pre-Pandemic)</i>
<b>Total</b>	9,060	2.4%	16.5%	38.9%	<b>-30.3%</b>
- Chapter 7	5,568	9.2%	32.6%	40.6%	<b>-28.7%</b>
- Chapter 11	97	<b>-26.0%</b>	<b>-17.1%</b>	54.0%	<b>-72.7%</b>
- Chapter 13	3,387	<b>-5.7%</b>	<b>-1.9%</b>	33.0%	<b>-29.8%</b>
- Other Cases*	8	<b>-66.7%</b>	14.3%	60.0%	14.3%
<i>* Chapters 9, 12 and 15</i>					

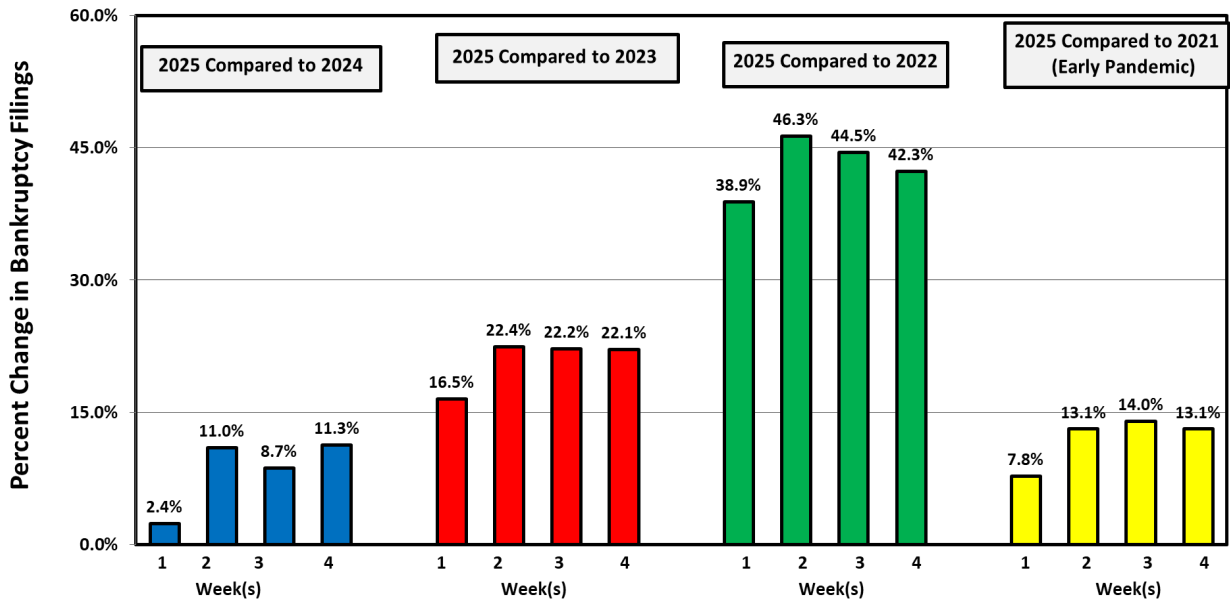
The following charts show recent weekly filing trends by chapter compared to the same week during each of the last four years.

---

<sup>1</sup> Ed Flynn is a consultant with ABI. He previously worked for more than 30 years at the Executive Office for U.S. Trustees and the Administrative Office of the U.S. Courts.

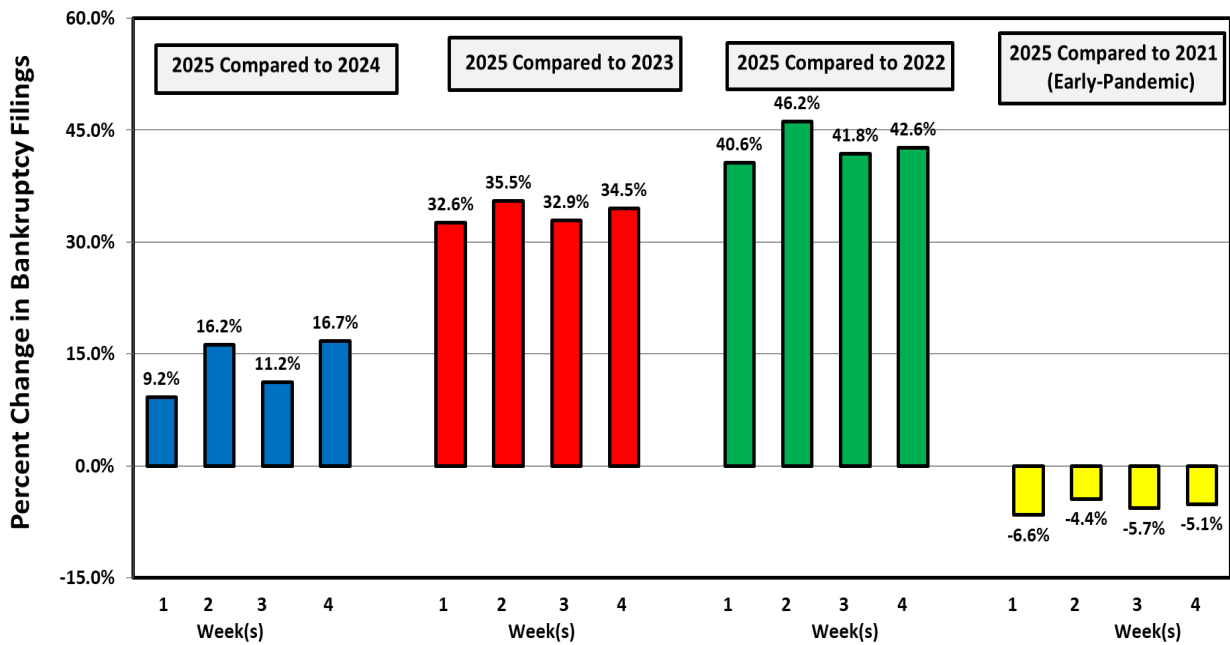
Week Ending  
January 26

### Bankruptcy Filing Trends (All Chapters) Percent Change From 2024, 2023, 2022 and 2021



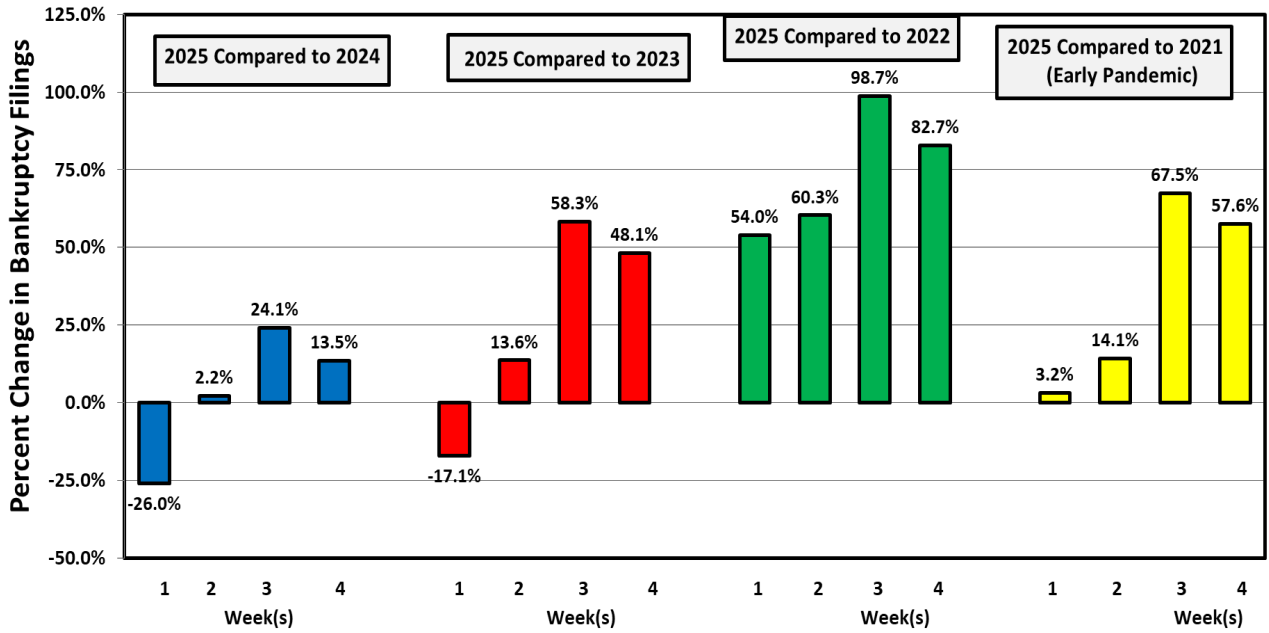
Week Ending  
January 26

### Chapter 7 Filing Trends Percent Change From 2024, 2023, 2022 and 2021



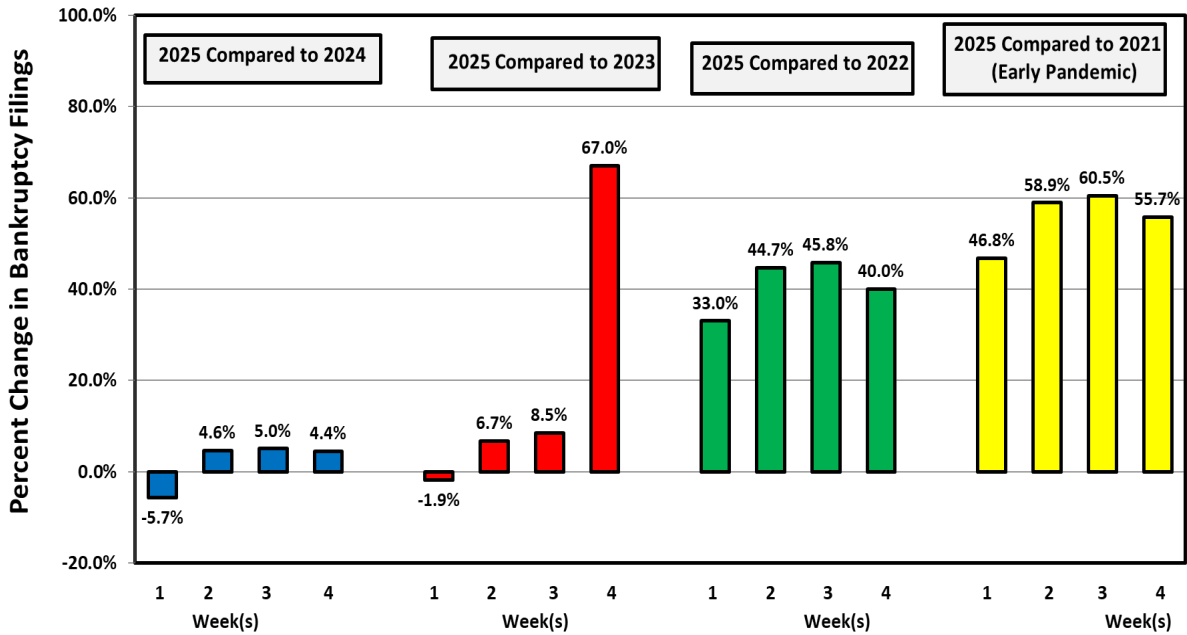
Week Ending  
January 26

### Chapter 11 Filing Trends Percent Change From 2024, 2023, 2022 and 2021



Week Ending  
January 26

### Chapter 13 Filing Trends Percent Change From 2024, 2023, 2022 and 2021



## Chapter 11 Cases

Chapter 11 filings were also fairly light during the week. Excluding related filings by corporate subsidiaries, filings were about the same as during this week in both 2023 and 2024.

<b>Types of Chapter 11 Cases Filed</b>					
	<b>January 20 - 26</b>				
	<b>2025</b>	<b>2024</b>	<b>2023</b>	<b>2022</b>	<b>2020 (Pre-Pandemic)</b>
<b>Total Filed</b>	<b>97</b>	<b>131</b>	<b>117</b>	<b>63</b>	<b>355</b>
<b>Solo Cases</b>	<b>75</b>	<b>79</b>	<b>55</b>	<b>59</b>	<b>78</b>
<b>Parent Cases</b>	<b>6</b>	<b>7</b>	<b>10</b>	<b>2</b>	<b>8</b>
<b>Child Cases</b>	<b>16</b>	<b>45</b>	<b>52</b>	<b>2</b>	<b>269</b>
<b><i>Filed By Individuals</i></b>	<b>29</b>	<b>15</b>	<b>13</b>	<b>27</b>	<b>22</b>
<b>Subchapter V Cases</b>	<b>28</b>	<b>34</b>	<b>33</b>	<b>24</b>	

There were no particularly large or notable chapter 11 cases filed during the week.

See ABI's Newsroom for news of the latest filings, and other news of interest to bankruptcy professionals, at [www.abi.org](http://www.abi.org).