Bankruptcy Filing Trends in South Carolina: 2000-2025

Prepared by the American Bankruptcy Institute. www.abi.org

American Bankruptcy Institute

Bankruptcy Filing Trends in South Carolina: 2000-2025

Prepared by the American Bankruptcy Institute
www.abi.org

AMERICAN BANKRUPTCY INSTITUTE

South Carolina

State at a Glance		
	South Carolina	National
Population (7/1/2025)	5,570,274	341,784,857
- Change since April 2020	8.8%	3.1%
- Foreign Born	5.8%	14.1%
Size (Square Miles)	30,064	3,533,038
Median Household Income	$69,324	$80,734
Persons per Household	2.44	2.53
Per Capita Income	$39,236	$44,673
Median Home Value	$259,000	$332,700
Homeownership Rate	71.9%	65.2%
High School Graduate (or Higher)	90.1%	89.6%
College Graduate (or Higher)	32.1%	35.7%
Disabled	10.3%	9.3%
No Health Insurance	11.0%	9.6%
In Poverty	13.3%	10.6%

Source: U.S. Census Bureau January 2026

Bankruptcy Filing Trends in South Carolina: 2000-2025

Prepared by the American Bankruptcy Institute
www.abi.org

AMERICAN BANKRUPTCY INSTITUTE

Bankruptcy Filings in South Carolina Calendar Years 2000 - 2025					
Year	Total	Chapter 7	Chapter 11	Chapter 13	Other Cases*
2025	5,210	1,813	26	3,368	3
2024	4,651	1,486	38	3,127	0
2023	4,053	1,266	37	2,749	1
2022	3,619	1,194	18	2,406	1
2021	3,376	1,595	14	1,766	1
2020	4,707	2,174	28	2,499	6
2019	*6,833*	*2,691*	*20*	*4,112*	10
2018	6,598	2,597	27	3,971	3
2017	6,554	2,587	29	3,933	5
2016	6,617	2,658	32	3,923	4
2015	6,953	2,777	25	4,146	5
2014	7,386	3,029	35	4,317	5
2013	7,702	3,149	60	4,490	3
2012	8,000	3,472	66	4,457	5
2011	8,105	3,847	107	4,146	5
2010	9,353	4,703	87	4,560	3
2009	9,799	4,830	112	4,853	4
2008	8,502	3,261	69	5,172	0
2007	7,291	2,410	59	4,821	1
2006	6,129	1,672	35	4,420	2
2005	15,528	7,543	48	7,935	2
2004	15,455	6,539	58	8,856	2
2003	16,212	7,056	64	9,088	4
2002	15,753	6,822	91	8,839	1
2001	14,149	6,508	80	7,559	2
2000	11,958	5,666	71	6,219	2

*Chapters 9, 12 and 15

Bankruptcy Filing Trends in South Carolina: 2000-2025

Prepared by the American Bankruptcy Institute
www.abi.org

AMERICAN BANKRUPTCY INSTITUTE

Bankruptcy Cases Filed - South Carolina
Years Ended December 31, 2000 - 2025

CALENDAR YEAR	TOTAL FILINGS	CHAPTER 7	CHAPTER 11	CHAPTER 13	OTHER CASES*
2025	146	110	25	8	3
2024	138	93	36	9	0
2023	113	64	34	14	1
2022	80	55	17	7	1
2021	86	63	12	10	1
2020	122	84	24	8	6
2019	143	106	15	12	10
2018	140	106	25	6	3
2017	144	107	22	10	5
2016	162	116	27	15	4
2015	158	118	19	16	5
2014	213	168	26	14	5
2013	234	166	53	12	3
2012	309	228	60	16	5
2011	388	281	83	19	5
2010	389	307	64	15	3
2009	446	336	84	22	4
2008	268	191	51	26	0
2007	144	90	46	7	1
2006	82	51	24	6	1
2005	176	120	32	22	2
2004	175	116	28	29	2
2003	142	87	44	7	4
2002	178	101	75	2	0
2001	147	73	65	7	2
2000	138	74	56	6	2

* Chapters 9, 12 and 15

Bankruptcy Filing Trends in South Carolina: 2000-2025

Prepared by the American Bankruptcy Institute
www.abi.org

AMERICAN BANKRUPTCY INSTITUTE

Total Bankruptcy Cases Filed in South Carolina
Calendar Years 2000 - 2025

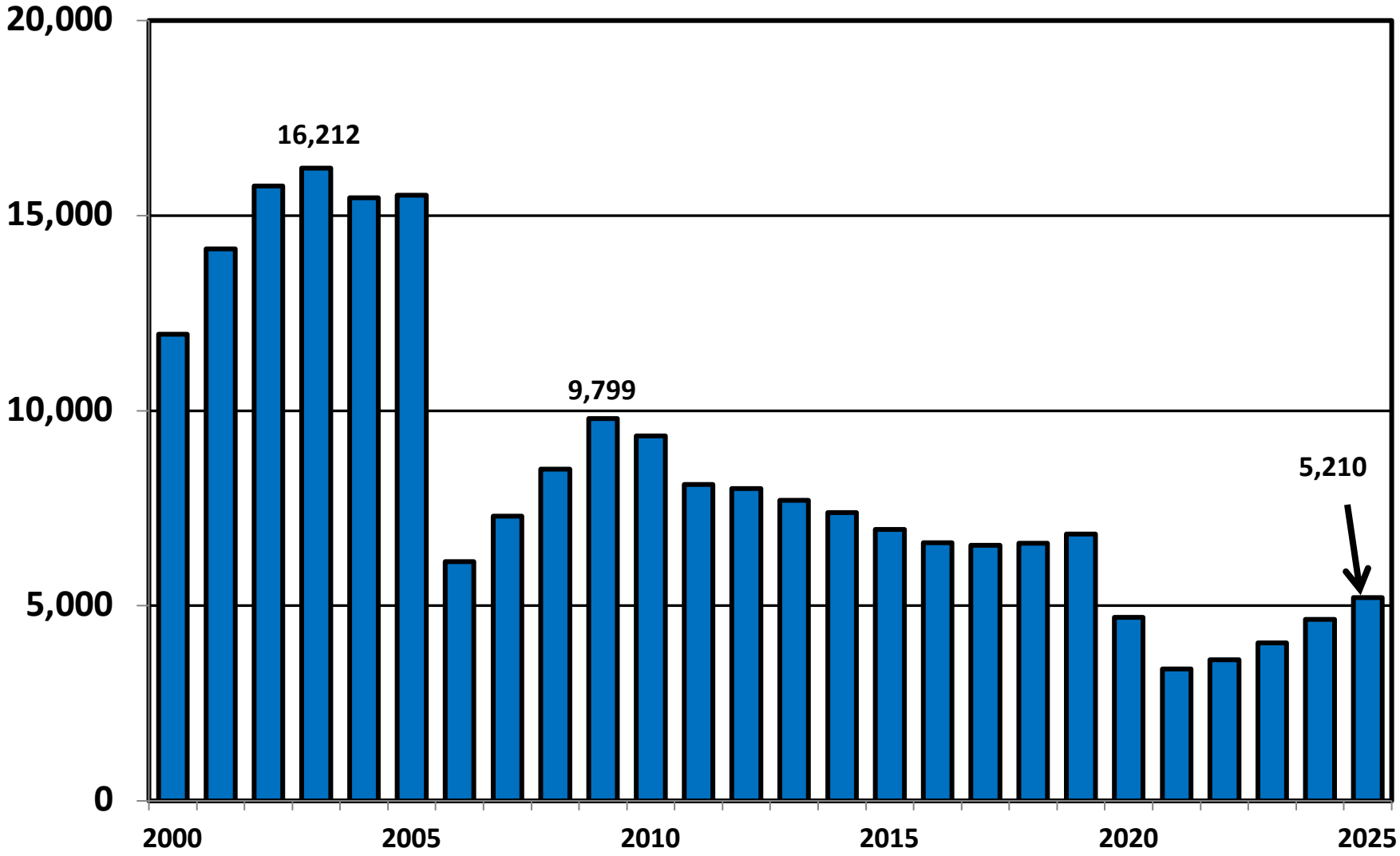

Bankruptcy Filing Trends in South Carolina: 2000-2025

Prepared by the American Bankruptcy Institute
www.abi.org

AMERICAN BANKRUPTCY INSTITUTE

Total Filings Relative to Population 2000 - 2025

More than 25% Above Average

Within 25% of Average

More than 25% Below Average

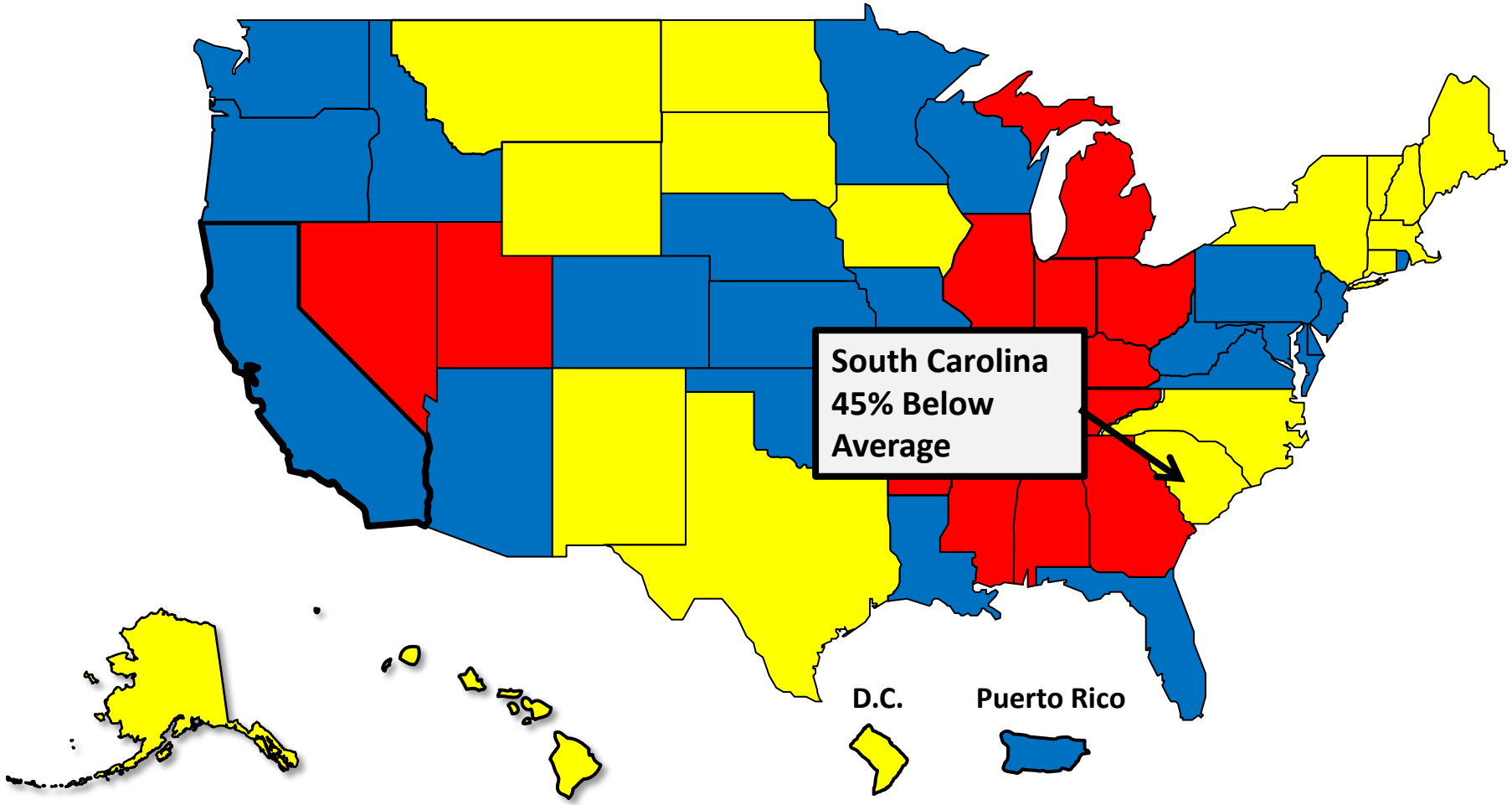

Bankruptcy Filing Trends in South Carolina: 2000-2025

Prepared by the American Bankruptcy Institute
www.abi.org

AMERICAN BANKRUPTCY INSTITUTE

Bankruptcy Filings per 1,000 Population
South Carolina vs. National Average 2000 - 2025

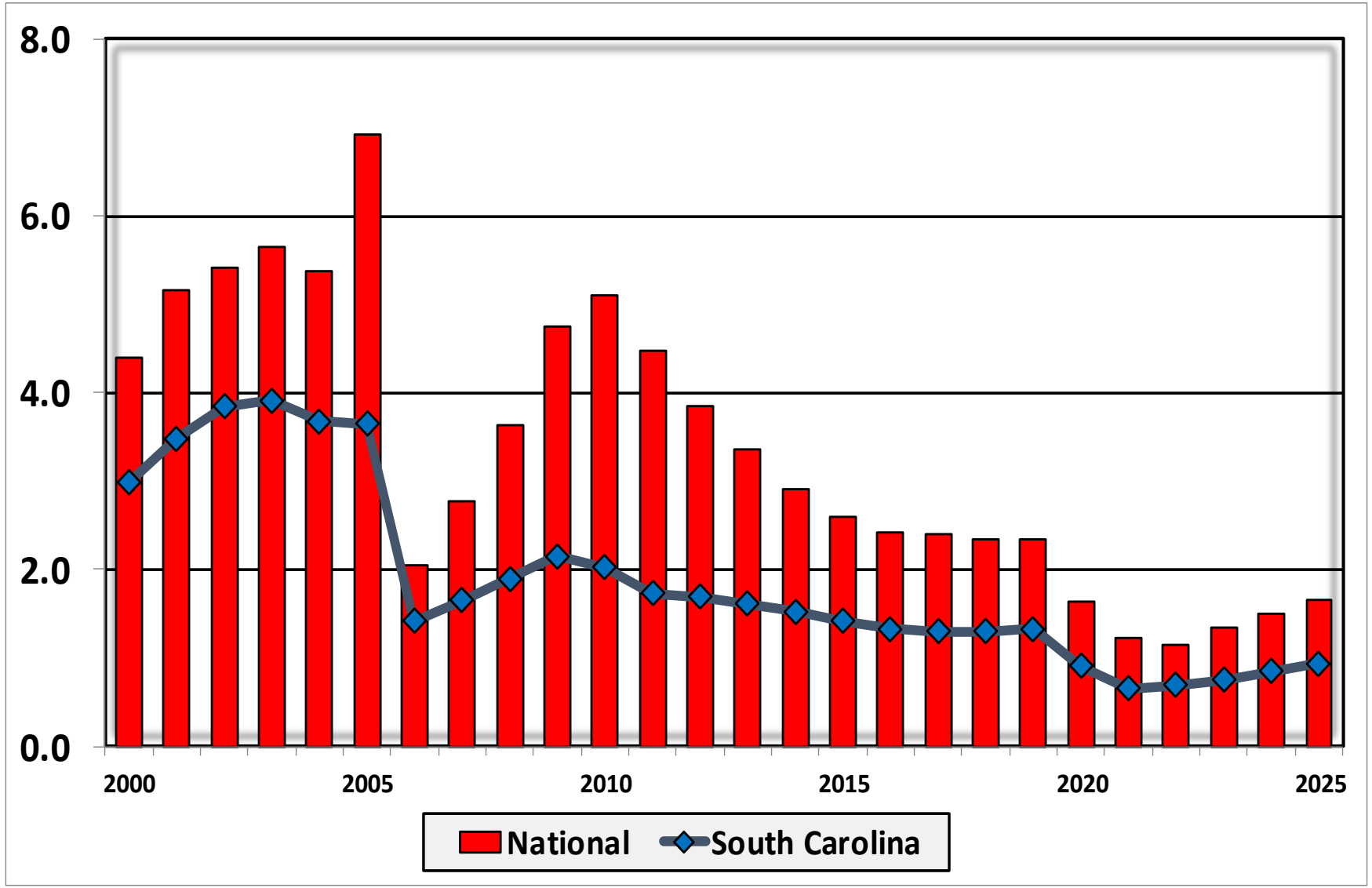

Bankruptcy Filing Trends in South Carolina: 2000-2025

Prepared by the American Bankruptcy Institute
www.abi.org

AMERICAN BANKRUPTCY INSTITUTE

Chapter 7 Cases Filed In South Carolina
Calendar Years 2000 - 2025

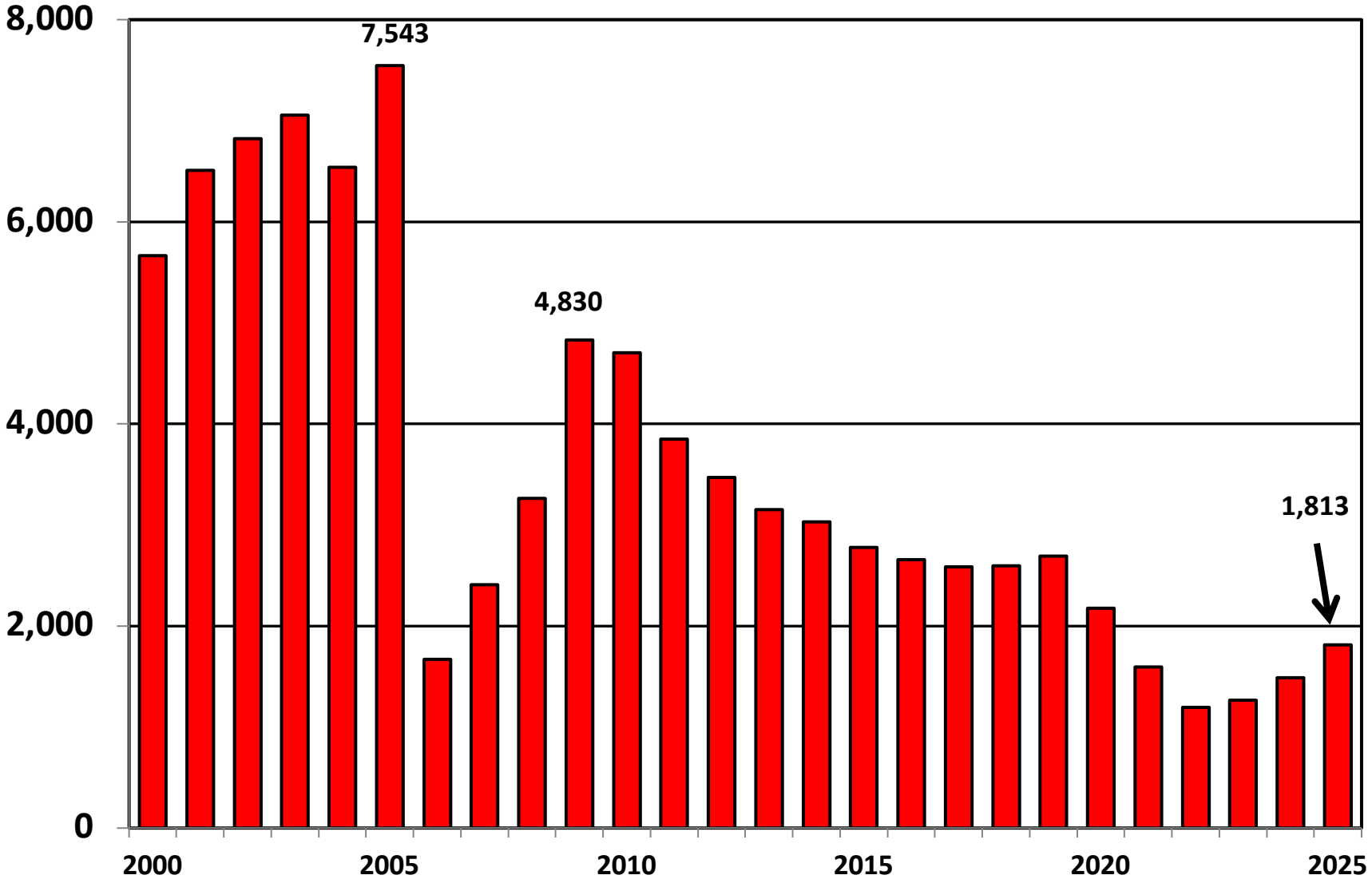

Bankruptcy Filing Trends in South Carolina: 2000-2025

Prepared by the American Bankruptcy Institute
www.abi.org

AMERICAN BANKRUPTCY INSTITUTE

Chapter 11 Cases Filed in South Carolina 2000 – 2025

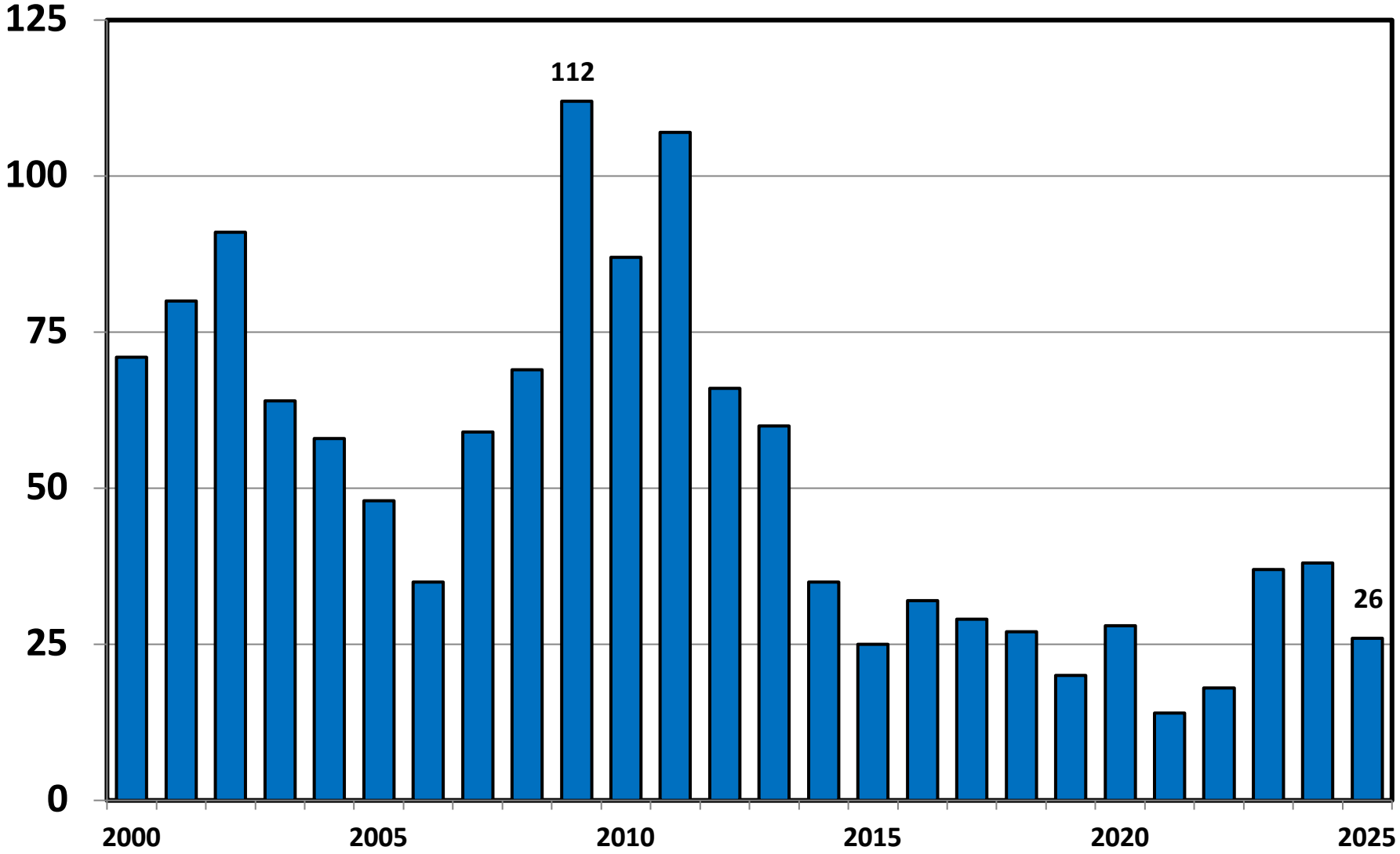

Bankruptcy Filing Trends in South Carolina: 2000-2025

Prepared by the American Bankruptcy Institute
www.abi.org

AMERICAN BANKRUPTCY INSTITUTE

Subchapter V Cases Filed in South Carolina
Calendar Years 2020 - 2025

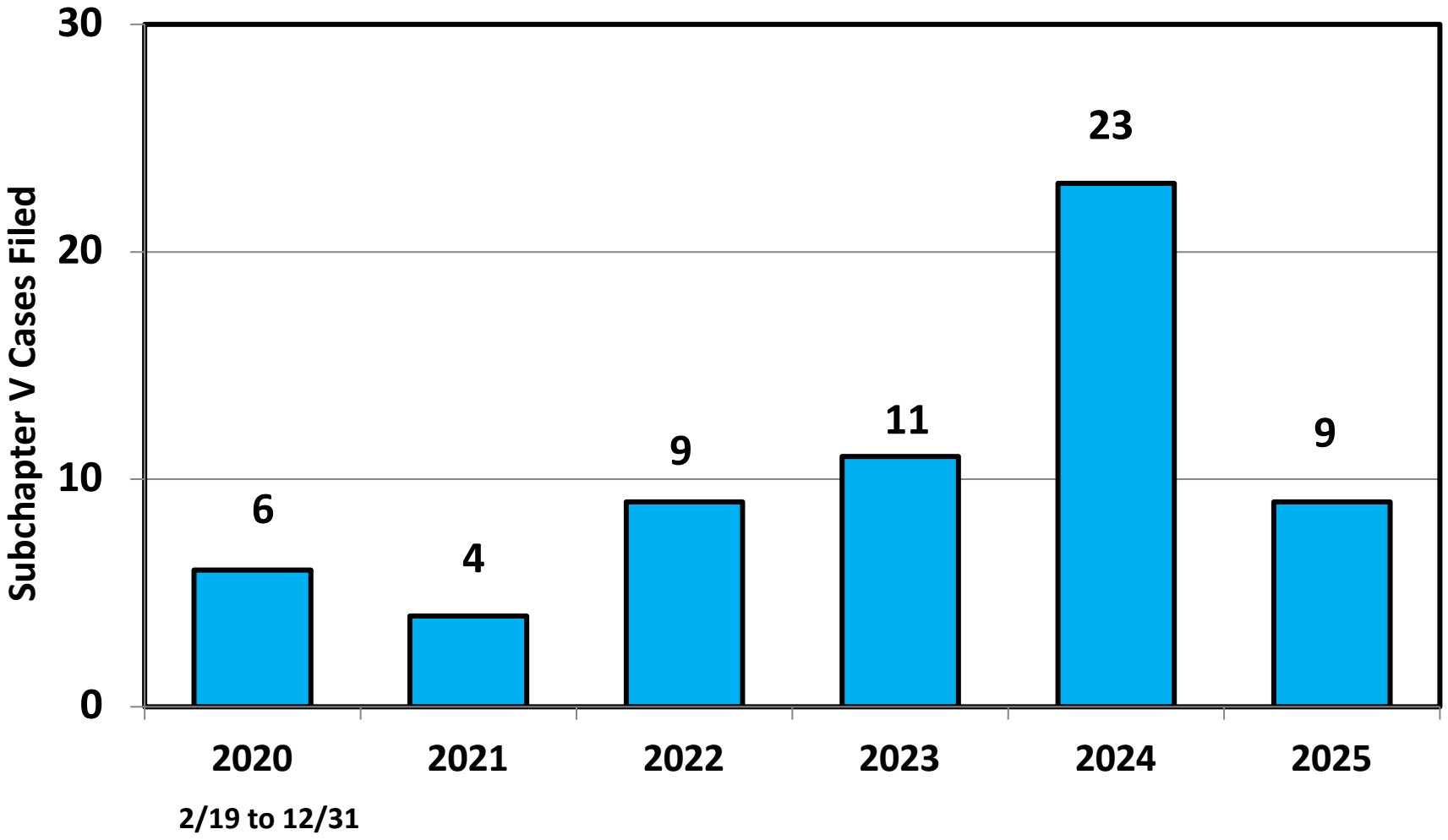

Source: ABI review of PACER records

Bankruptcy Filing Trends in South Carolina: 2000-2025

Prepared by the American Bankruptcy Institute
www.abi.org

AMERICAN BANKRUPTCY INSTITUTE

Chapter 13 Cases Filed in South Carolina
2000 - 2025

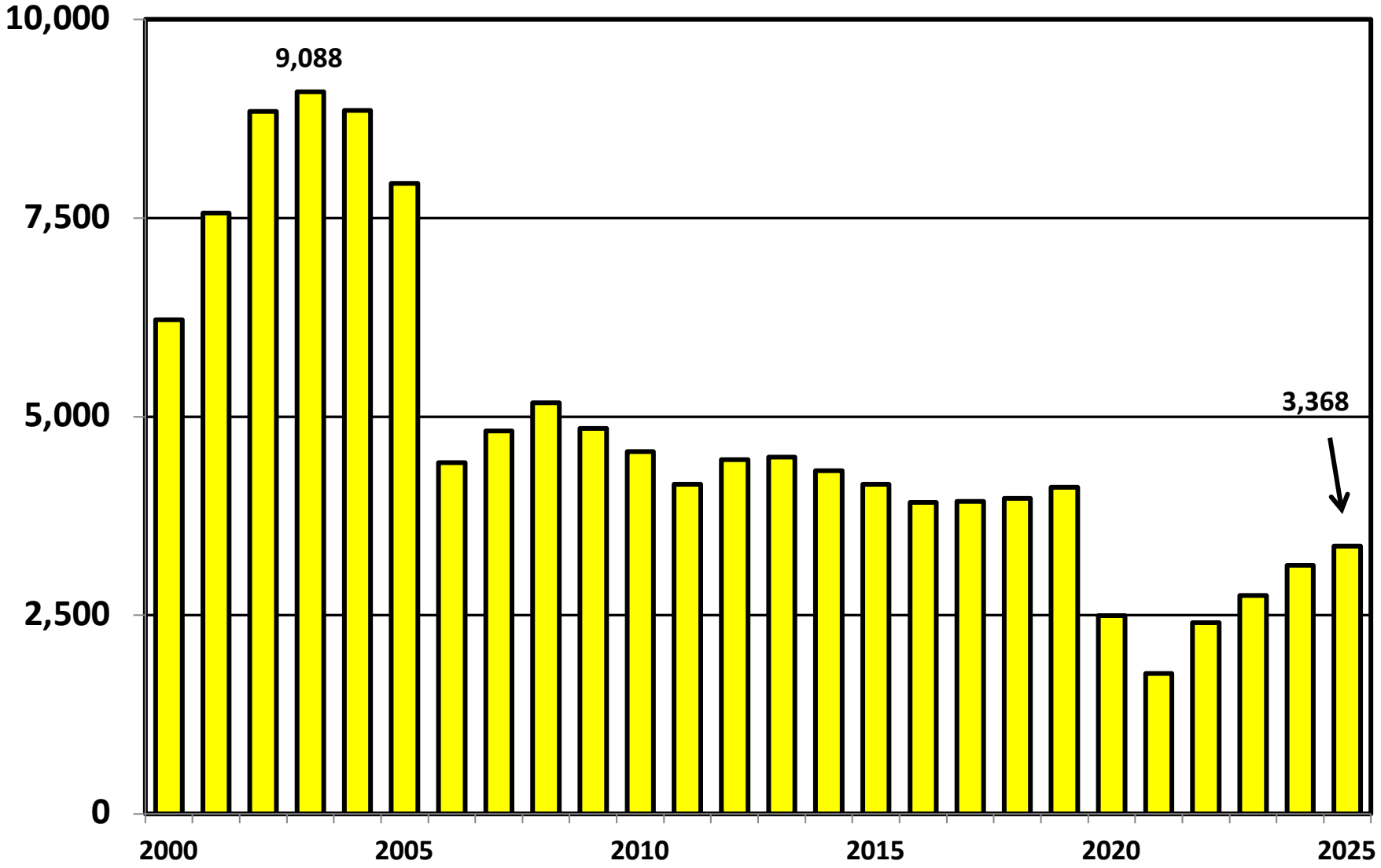

Bankruptcy Filing Trends in South Carolina: 2000-2025

Prepared by the American Bankruptcy Institute
www.abi.org

AMERICAN BANKRUPTCY INSTITUTE

Percent of Cases Filed as Chapter 13
Calendar Years 2000 - 2025

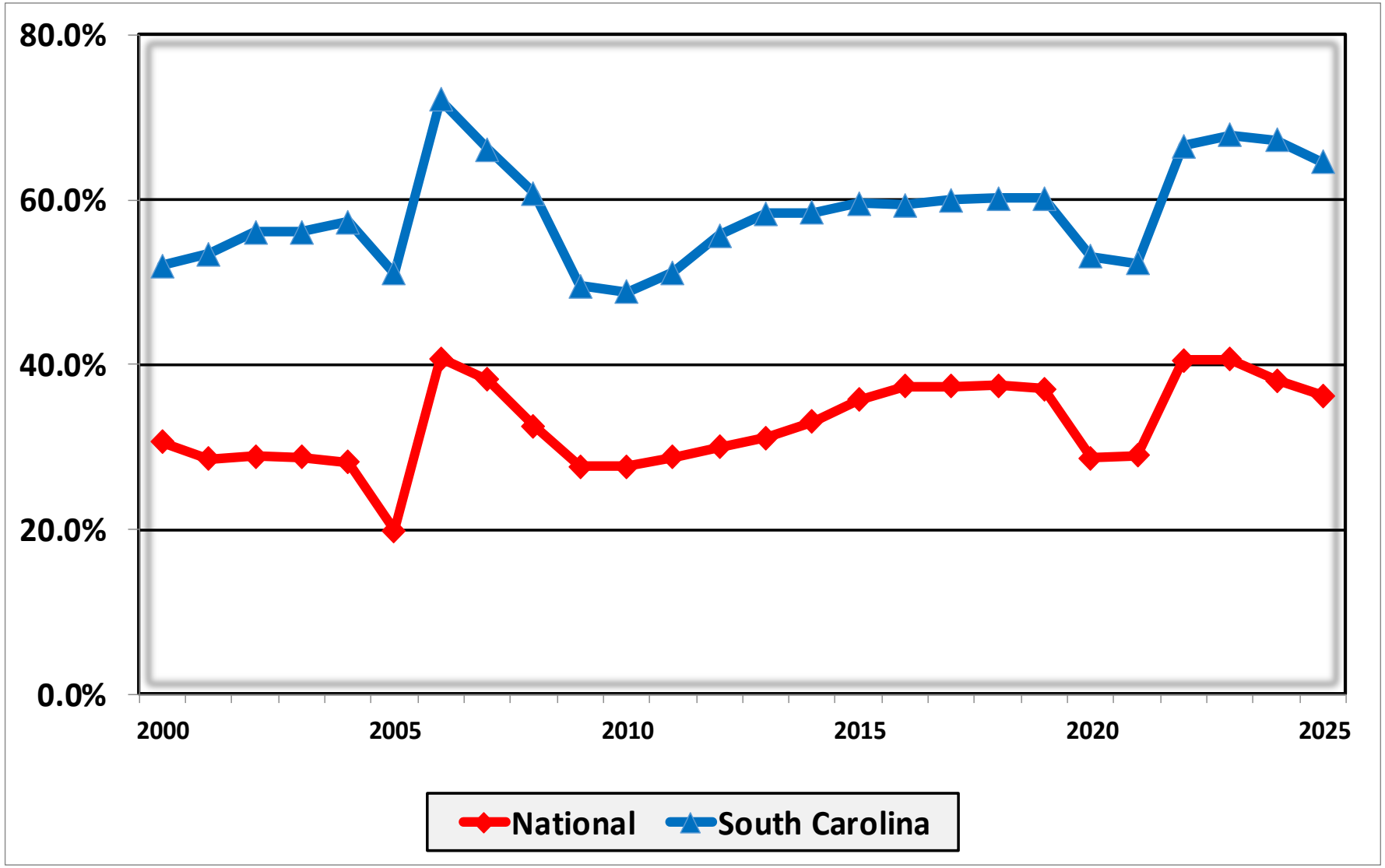

Bankruptcy Filing Trends in South Carolina: 2000-2025

Prepared by the American Bankruptcy Institute
www.abi.org

AMERICAN BANKRUPTCY INSTITUTE

Chapter 13 Cases in South Carolina

Amount (in Millions) Paid to Unsecured Creditors
Fiscal Years 2000 - 2024

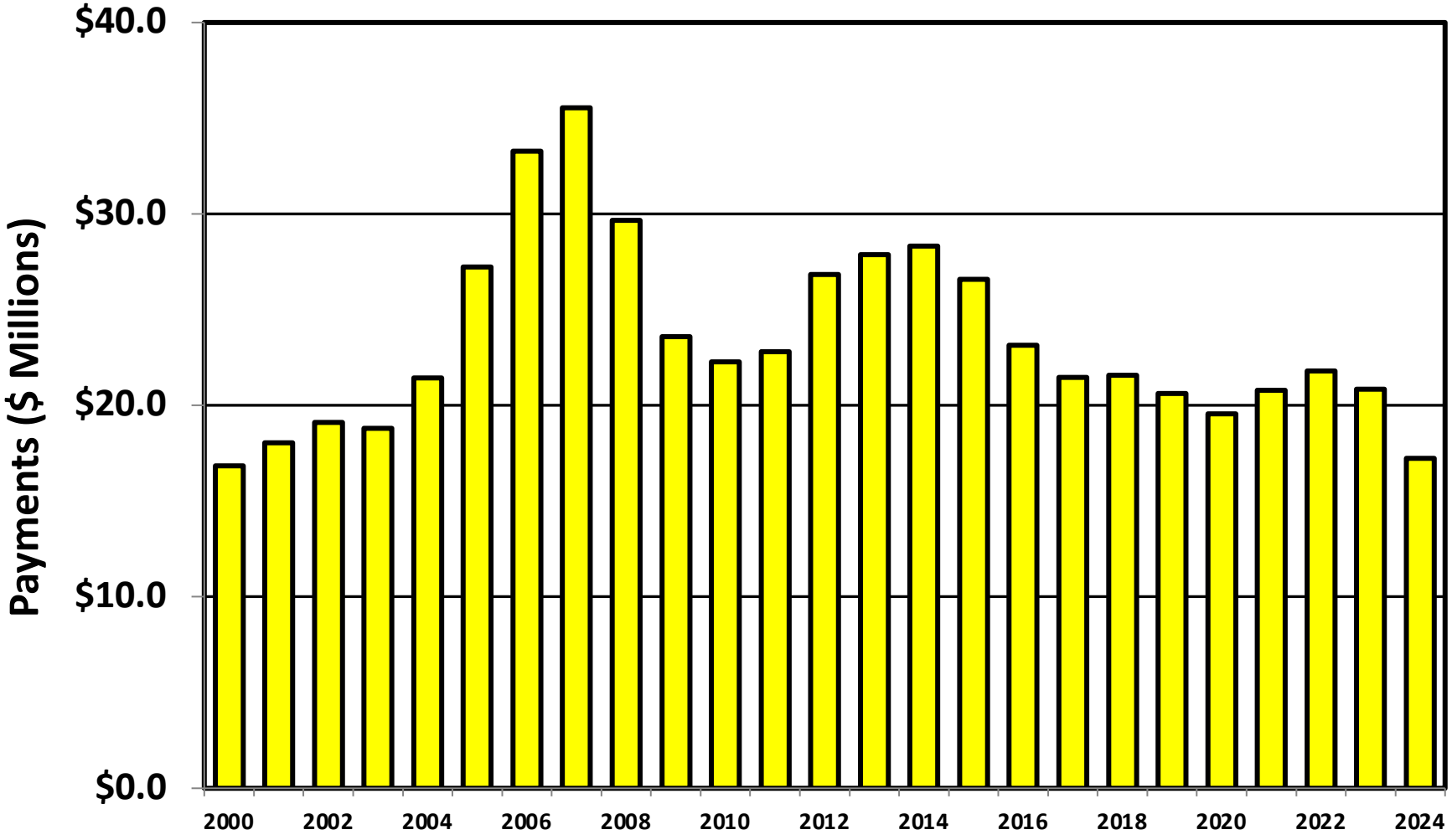

Source: Executive Office for United States Trustees

Bankruptcy Filing Trends in South Carolina: 2000-2025

Prepared by the American Bankruptcy Institute
www.abi.org

AMERICAN BANKRUPTCY INSTITUTE

Unemployment Rate By Quarter 2006 - 2025

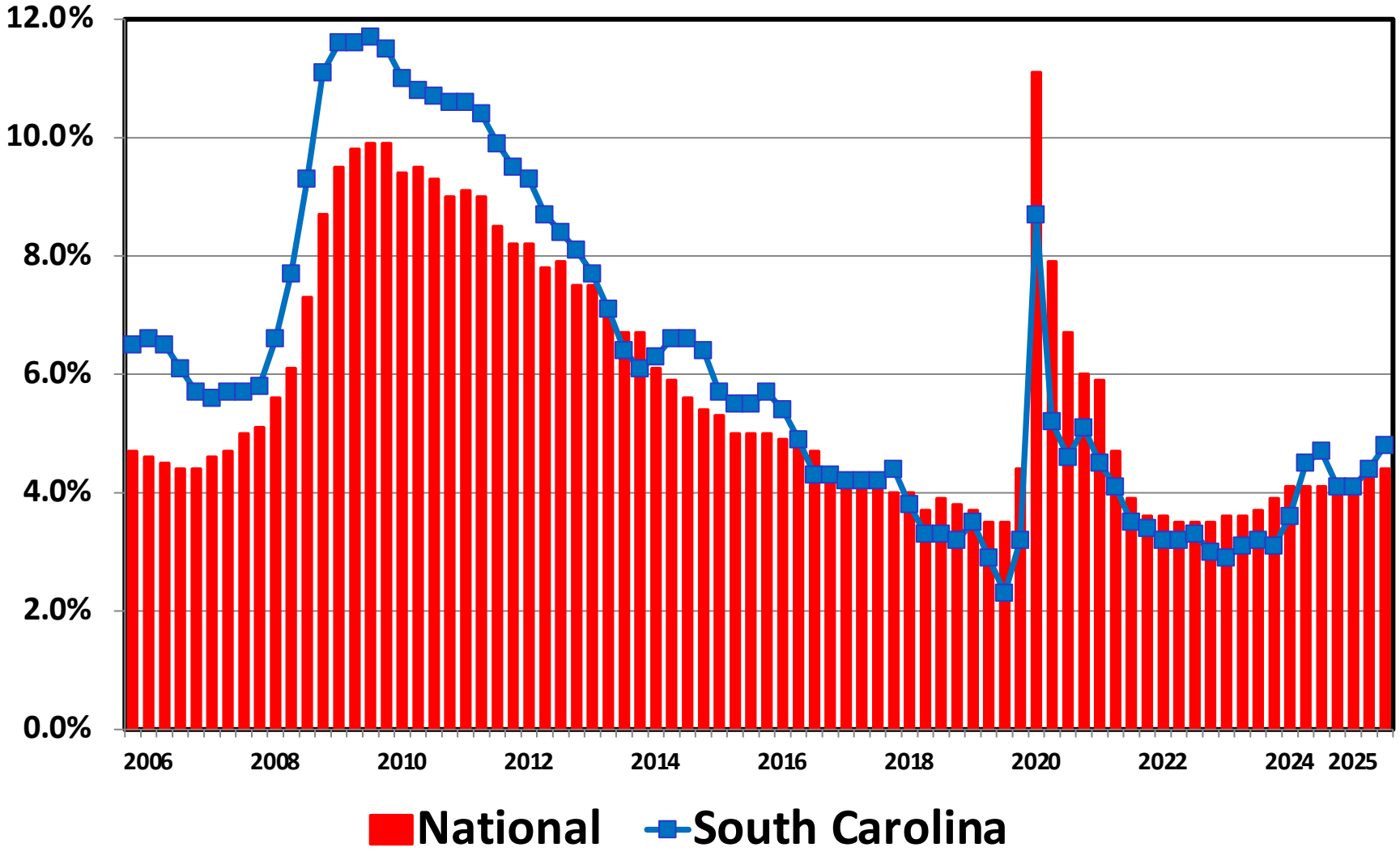

Source: Bureau of Labor Statistics

Bankruptcy Filing Trends in South Carolina: 2000-2025

Prepared by the American Bankruptcy Institute
www.abi.org

AMERICAN BANKRUPTCY INSTITUTE

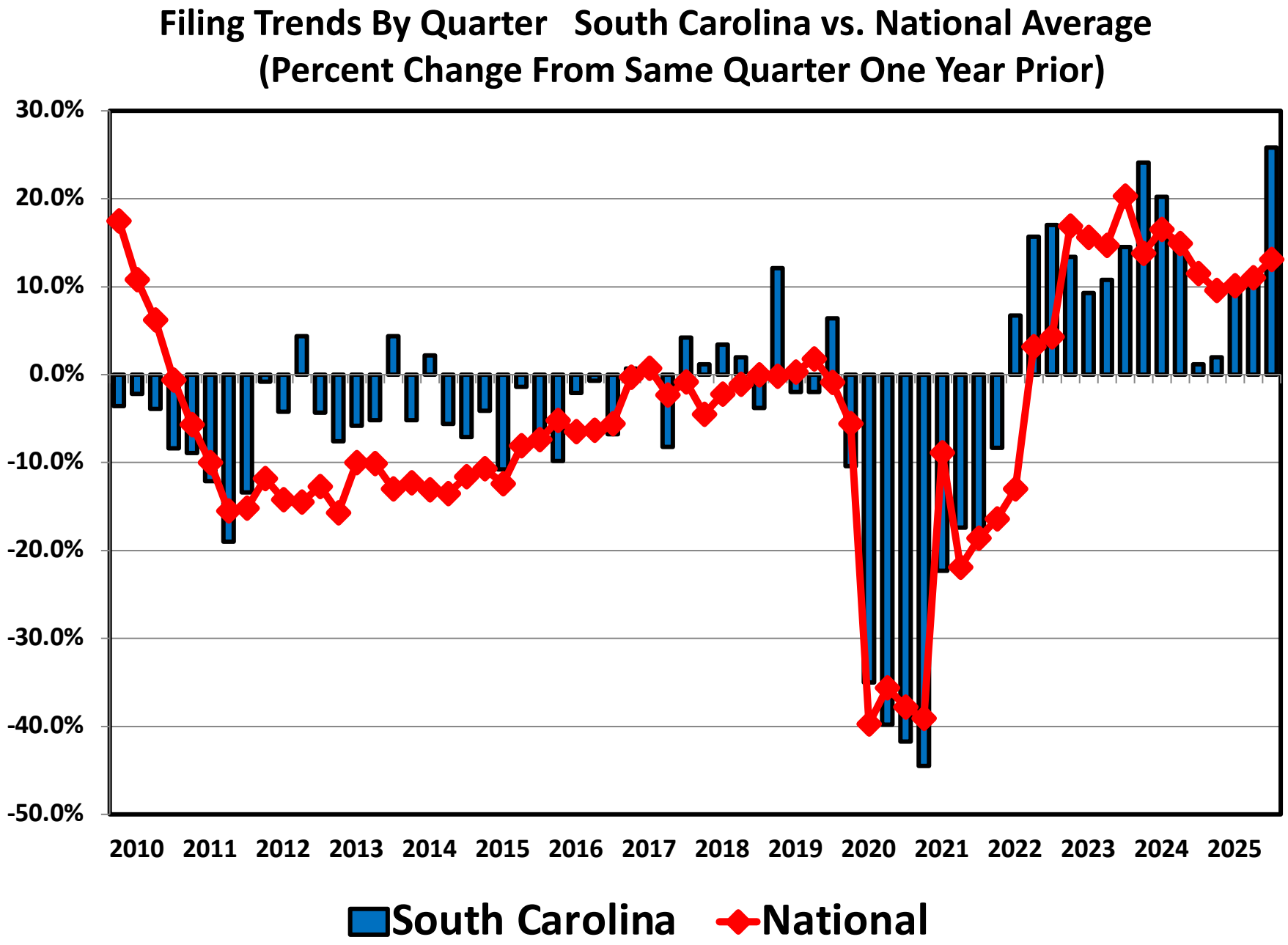

Bankruptcy Filing Trends in South Carolina: 2000-2025

Prepared by the American Bankruptcy Institute
www.abi.org

AMERICAN BANKRUPTCY INSTITUTE

Bankruptcy Filing Trends

Calendar Year 2025 vs. 2024

National Average = 11.0% Increase

+20% or More | +10.0% to 19.9% | +0% to 9.9% | Decline

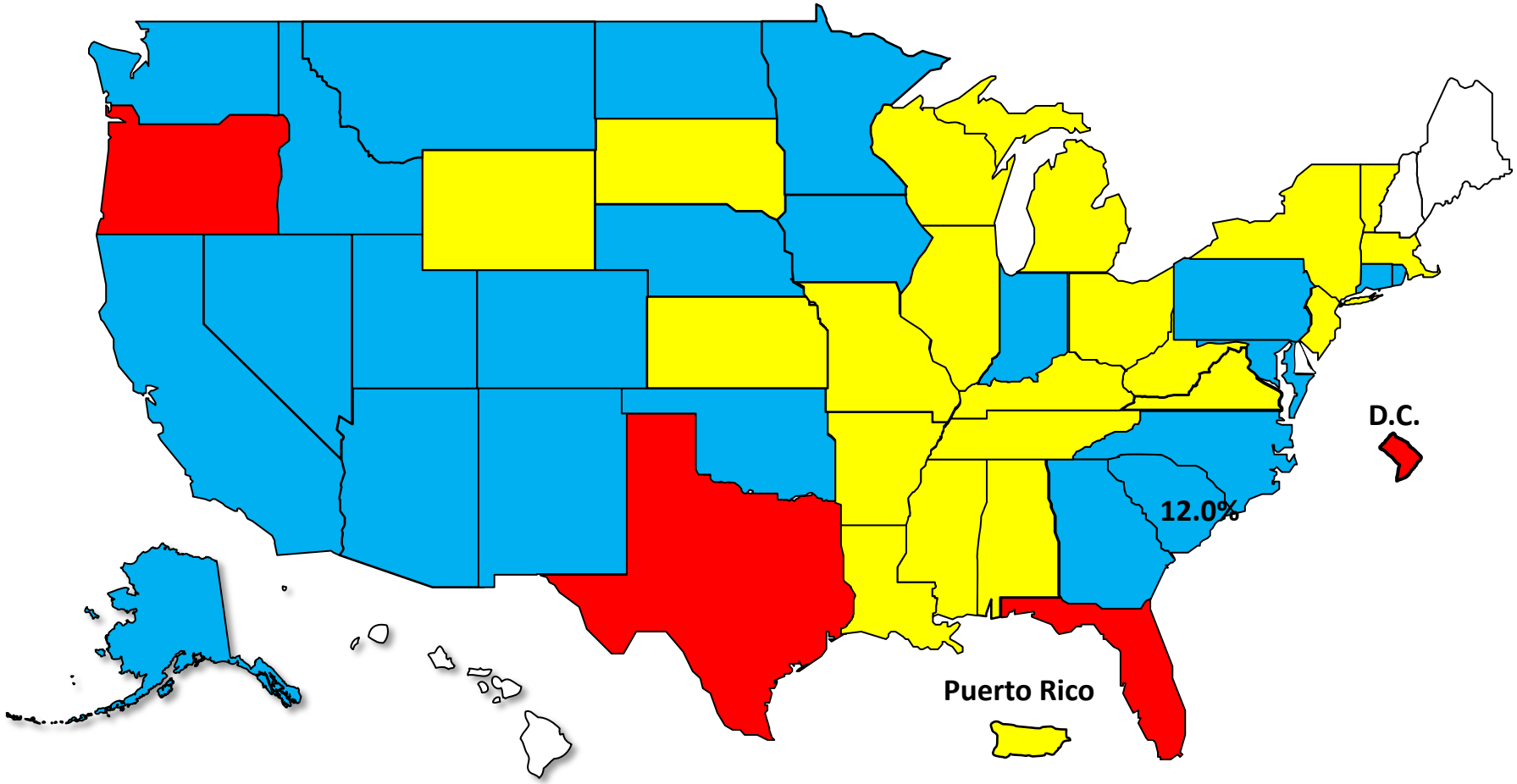

Bankruptcy Filing Trends in South Carolina: 2000-2025

Prepared by the American Bankruptcy Institute
www.abi.org

AMERICAN BANKRUPTCY INSTITUTE

Bankruptcy Filing Trends Since the Pandemic

Calendar Year 2025 vs. 2019

National Average = 25.9% Decrease

Decline Under 20% | Decline 20.0% – 29.9% | Decline 30.0% – 39.9% | Decline 40% or More | Increase

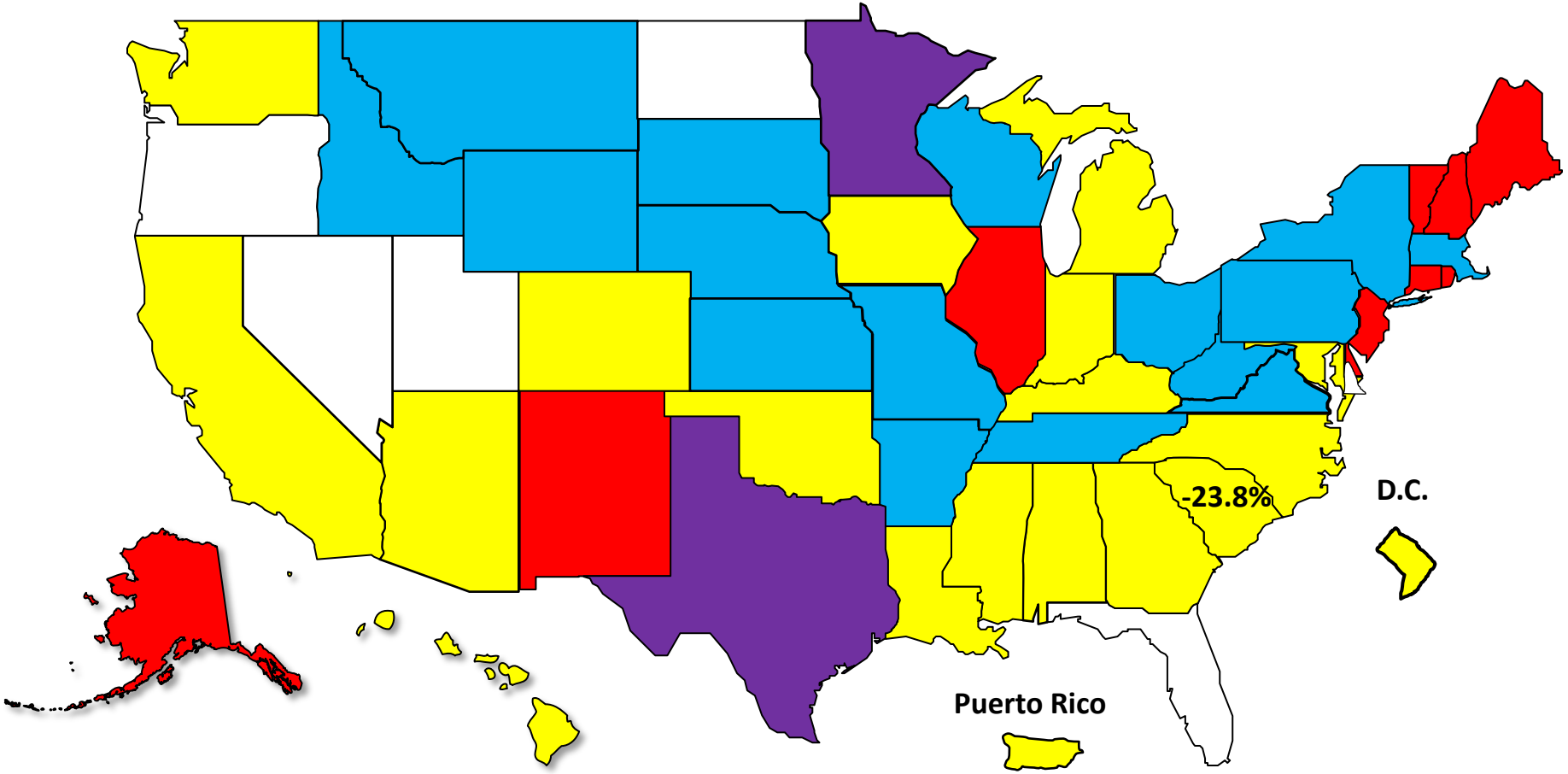

Bankruptcy Filing Trends in South Carolina: 2000-2025

Prepared by the American Bankruptcy Institute
www.abi.org

AMERICAN BANKRUPTCY INSTITUTE

Percent Change in Total Filings
Calendar Year 2025 Compared to 2010

(National Average = 63.9% Decrease)

Amount of Decrease

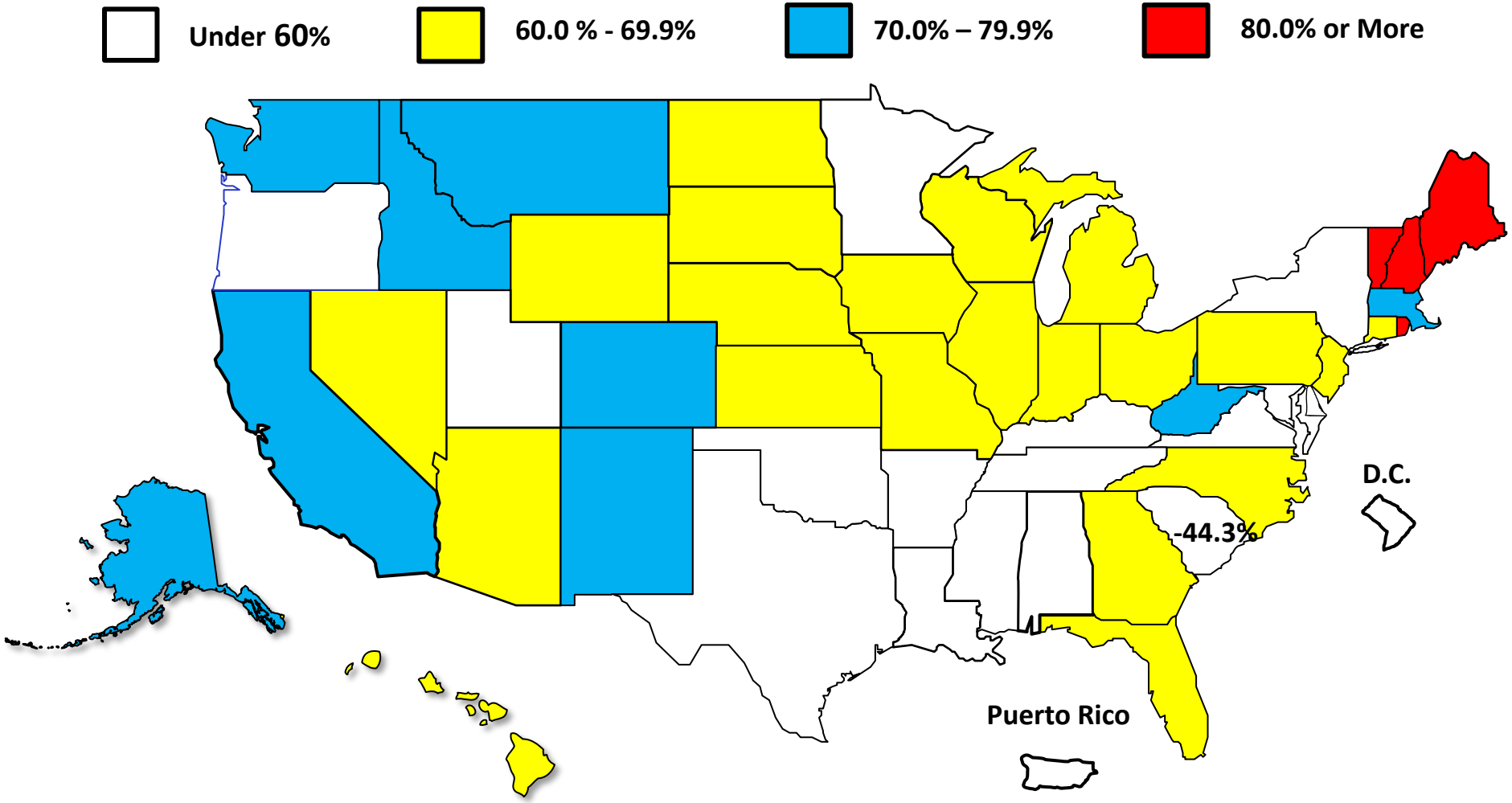

American Bankruptcy Institute

Prepared by the American Bankruptcy Institute. www.abi.org