

Bankruptcy Filing Trends in New Hampshire: 2000-2025



Prepared by the American Bankruptcy Institute. www.abi.org



Bankruptcy Filing Trends in New Hampshire: 2000-2025



Prepared by the American
Bankruptcy Institute
www.abi.org



New Hampshire



State at a Glance		
	New Hampshire	National
Population (7/1/2025)	1,415,342	341,784,857
- Change since April 2020	2.7%	3.1%
- Foreign Born	6.1%	14.1%
Size (Square Miles)	8,954	3,533,038
Median Household Income	\$99,031	\$80,734
Persons per Household	2.44	2.53
Per Capita Income	\$52,798	\$44,673
Median Home Value	\$402,500	\$332,700
Homeownership Rate	72.8%	65.2%
High School Graduate (or Higher)	94.4%	89.6%
College Graduate (or Higher)	40.6%	35.7%
Disabled	9.5%	9.3%
No Health Insurance	5.5%	9.6%
In Poverty	7.2%	10.6%
Source: U.S. Census Bureau January 2026		

Bankruptcy Filing Trends in New Hampshire: 2000-2025



Prepared by the American
Bankruptcy Institute
www.abi.org



AMERICAN
BANKRUPTCY
INSTITUTE

Bankruptcy Filings in New Hampshire Calendar Years 2000 - 2025					
Year	Total	Chapter 7	Chapter 11	Chapter 13	Other Cases*
2025	935	658	18	259	0
2024	952	647	11	292	2
2023	732	487	11	234	0
2022	675	450	6	219	0
2021	753	612	7	134	0
2020	1,081	880	6	193	2
2019	1,812	1,262	17	531	2
2018	1,808	1,300	11	495	2
2017	1,873	1,371	19	482	1
2016	1,853	1,401	18	433	1
2015	2,047	1,514	13	519	1
2014	2,563	1,985	37	539	2
2013	3,231	2,426	33	772	0
2012	4,045	3,044	33	968	0
2011	4,940	3,721	49	1,169	1
2010	5,658	4,532	41	1,085	0
2009	5,233	4,264	57	910	2
2008	3,931	3,030	38	863	0
2007	2,983	2,100	20	860	3
2006	1,925	1,390	12	521	2
2005	6,097	5,533	32	531	1
2004	4,651	4,195	17	439	0
2003	4,426	3,945	15	466	0
2002	4,034	3,627	26	381	0
2001	3,931	3,582	32	317	0
2000	3,615	3,295	17	303	0
*Chapters 9, 12 and 15					

Bankruptcy Filing Trends in New Hampshire: 2000-2025



Prepared by the American
Bankruptcy Institute
www.abi.org



AMERICAN
BANKRUPTCY
INSTITUTE

Business Bankruptcy Cases Filed - New Hampshire Years Ended December 31, 2000 - 2025					
CALENDAR YEAR	TOTAL FILINGS	CHAPTER 7	CHAPTER 11	CHAPTER 13	OTHER CASES*
2025	88	64	17	7	0
2024	64	39	8	2	0
2023	41	22	10	9	0
2022	36	22	6	8	0
2021	53	41	7	5	0
2020	48	37	6	3	2
2019	74	45	15	12	2
2018	71	51	9	9	2
2017	79	55	17	6	1
2016	149	106	17	25	1
2015	140	90	12	37	1
2014	191	130	33	26	2
2013	243	149	27	67	0
2012	349	226	32	91	0
2011	479	333	45	100	1
2010	632	503	34	95	0
2009	542	400	51	89	2
2008	393	292	32	69	0
2007	327	229	19	76	3
2006	218	155	11	50	2
2005	586	497	28	60	1
2004	158	132	15	11	0
2003	178	152	12	14	0
2002	212	168	24	20	0
2001	334	294	32	8	0
2000	302	277	17	8	0
* Chapters 9, 12 and 15					

Bankruptcy Filing Trends in New Hampshire: 2000-2025

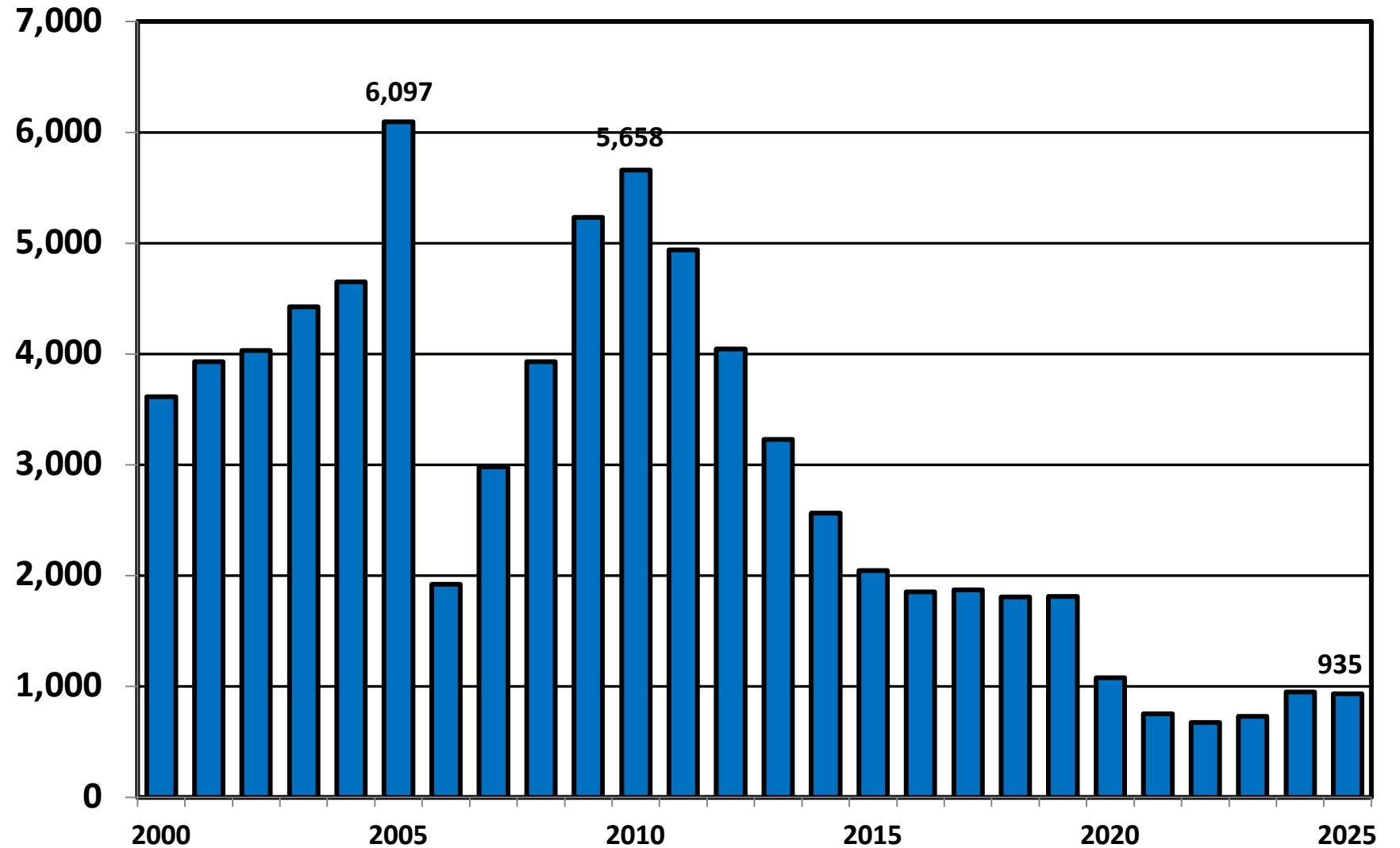


Prepared by the American
Bankruptcy Institute
www.abi.org



AMERICAN
BANKRUPTCY
INSTITUTE

District of New Hampshire Total Bankruptcy Cases Filed Calendar Years 2000 - 2025



Bankruptcy Filing Trends in New Hampshire: 2000-2025



Prepared by the American
Bankruptcy Institute
www.abi.org



AMERICAN
BANKRUPTCY
INSTITUTE

Total Filings Relative to Population 2000 - 2025



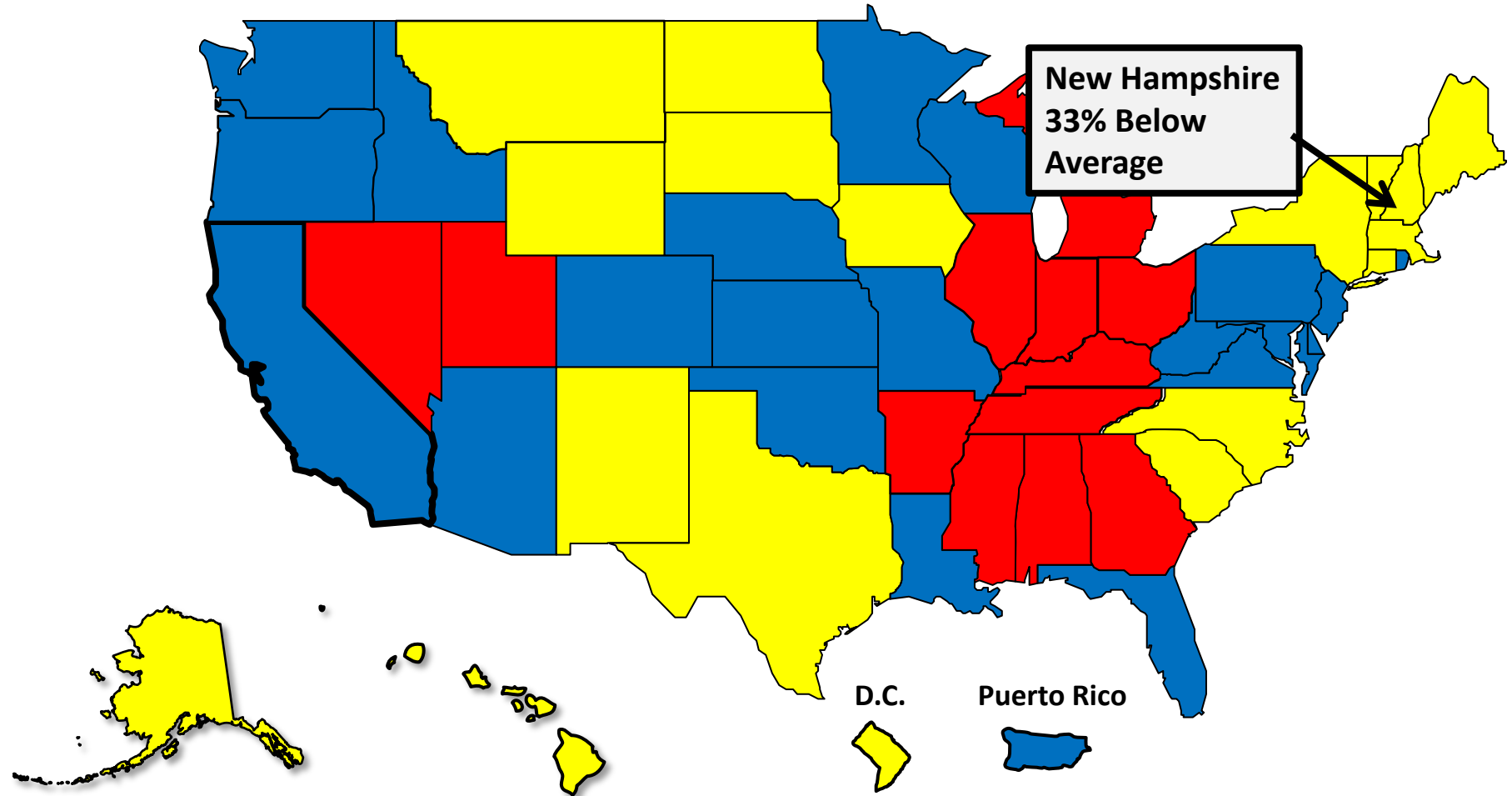
More than 25%
Above Average



Within 25%
of Average



More than 25%
Below Average



Bankruptcy Filing Trends in New Hampshire: 2000-2025

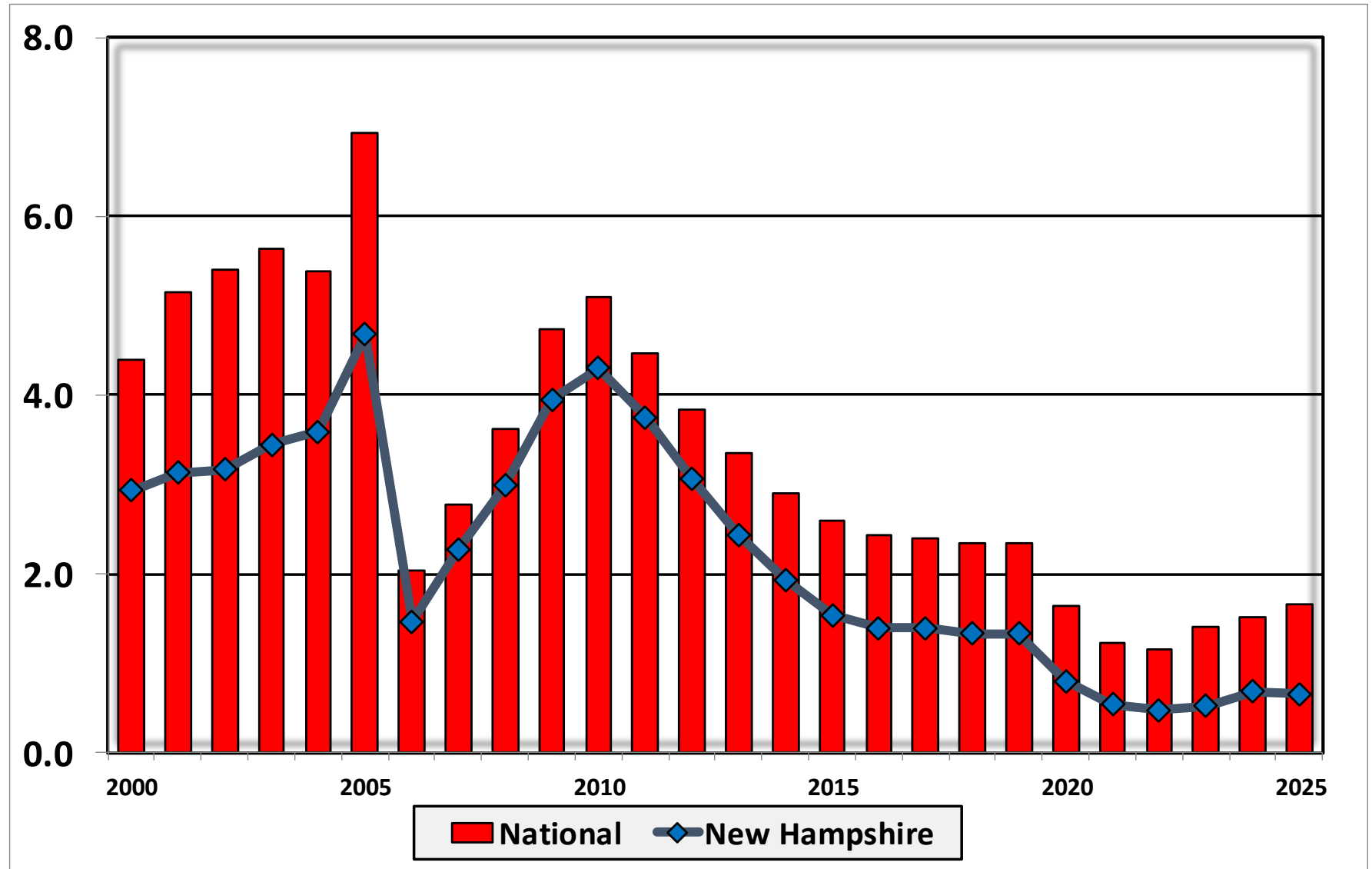


Prepared by the American
Bankruptcy Institute
www.abi.org



AMERICAN
BANKRUPTCY
INSTITUTE

Bankruptcy Filings per 1,000 Population New Hampshire vs. National Average 2000 - 2025



Bankruptcy Filing Trends in New Hampshire: 2000-2025

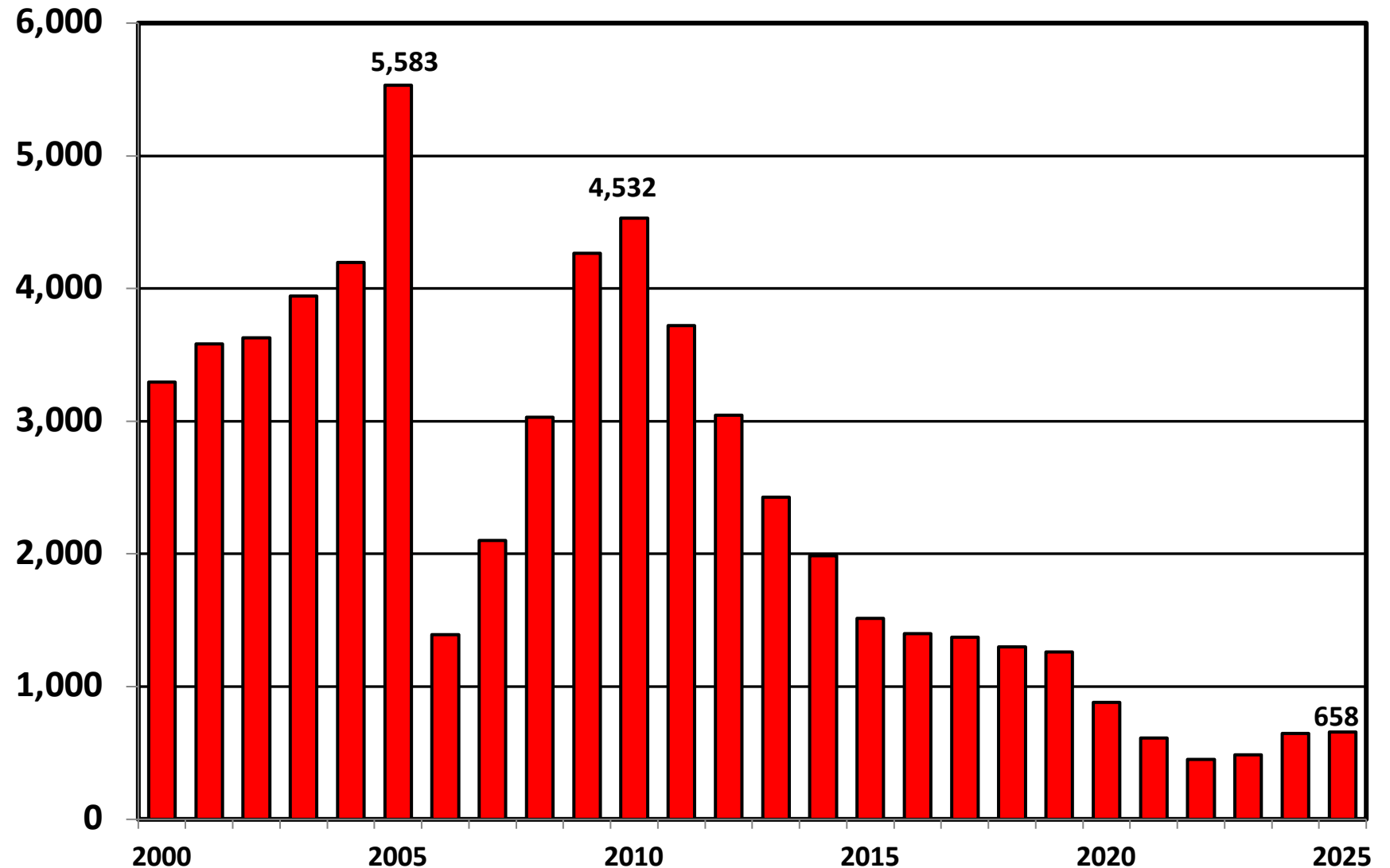


Prepared by the American
Bankruptcy Institute
www.abi.org



AMERICAN
BANKRUPTCY
INSTITUTE

Chapter 7 Cases Filed In New Hampshire Calendar Years 2000 - 2025



Bankruptcy Filing Trends in New Hampshire: 2000-2025

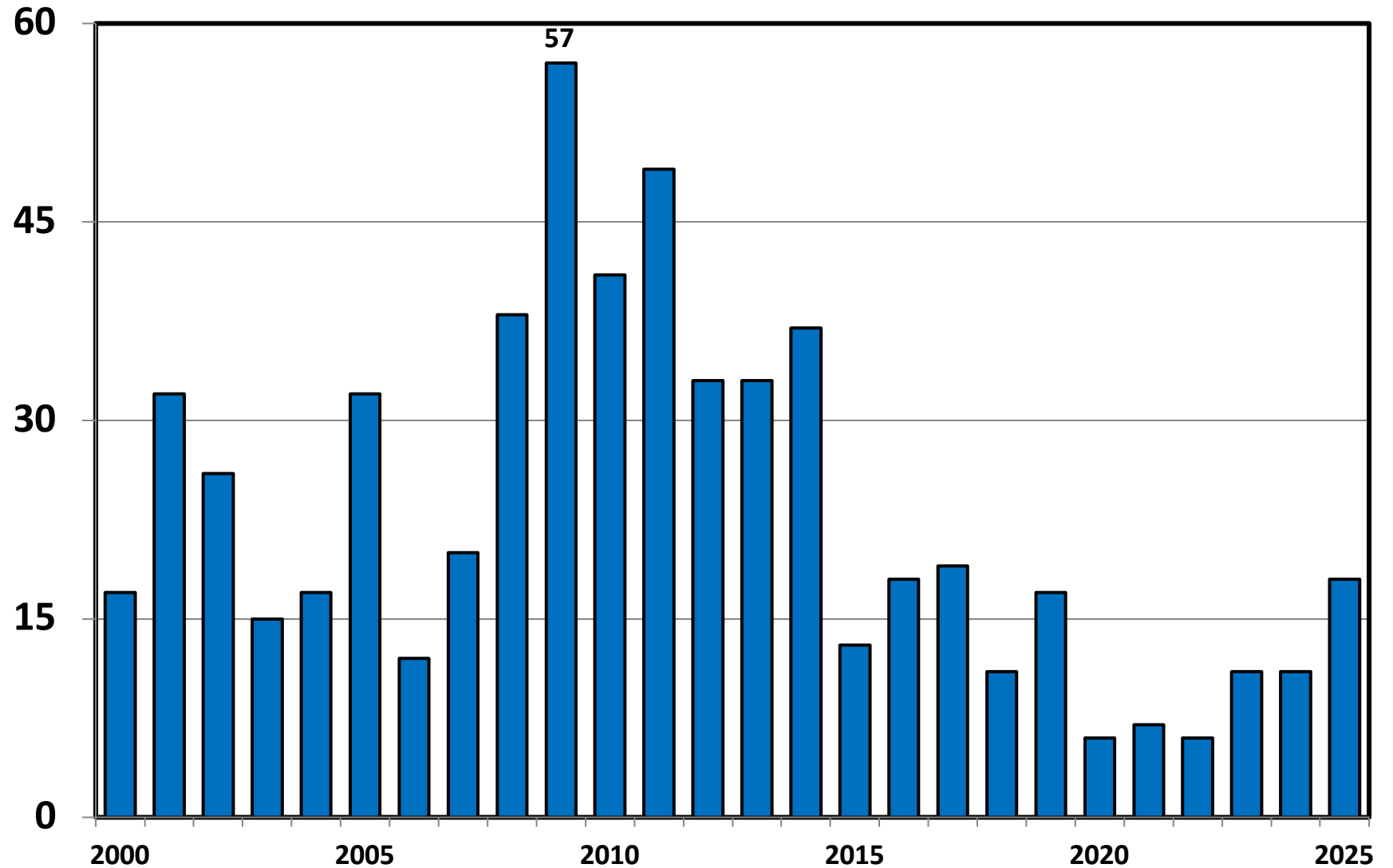


Prepared by the American
Bankruptcy Institute
www.abi.org



AMERICAN
BANKRUPTCY
INSTITUTE

Chapter 11 Cases Filed in New Hampshire 2000 - 2025



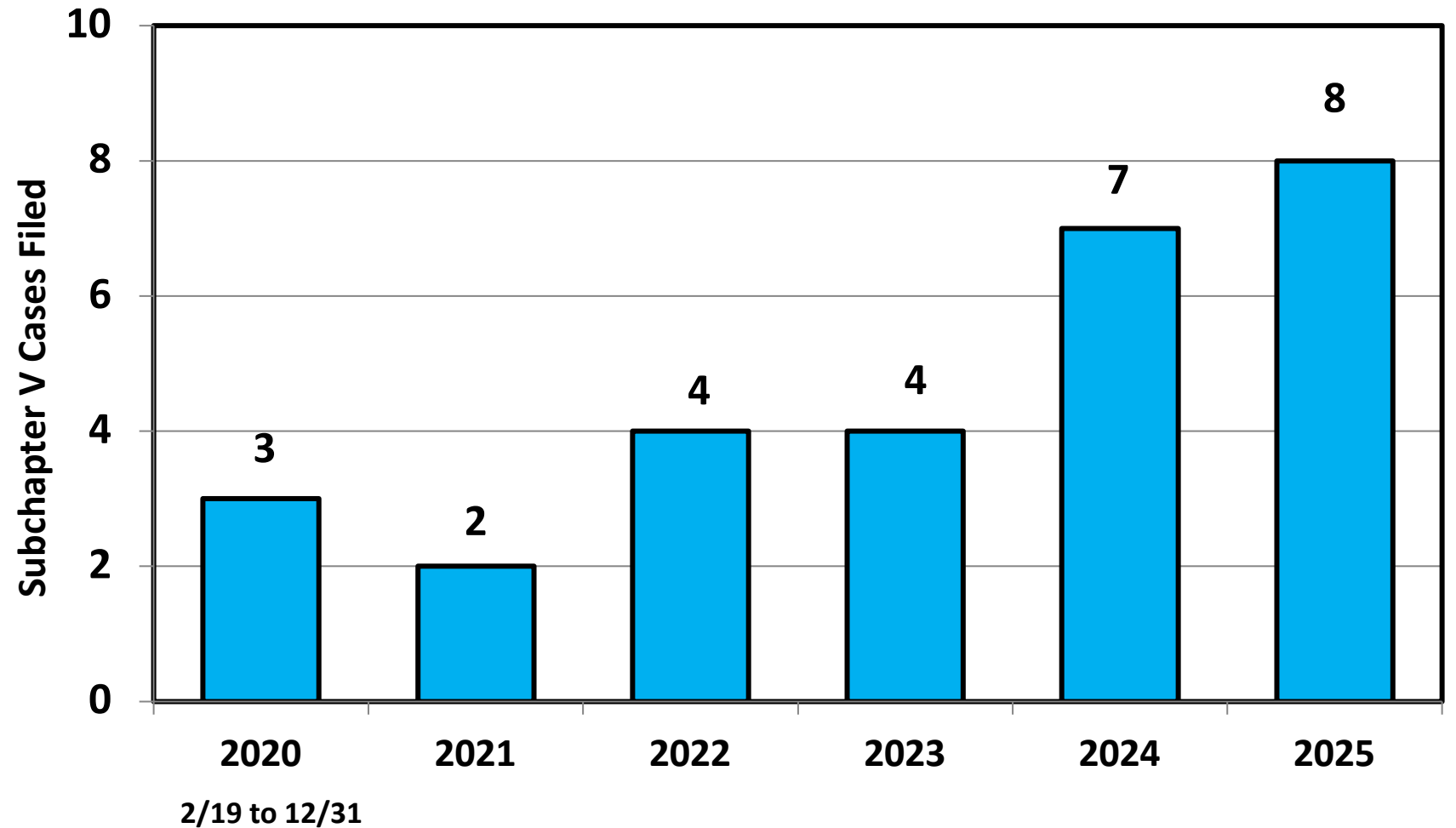
Bankruptcy Filing Trends in New Hampshire: 2000-2025



Prepared by the American
Bankruptcy Institute
www.abi.org



Subchapter V Cases Filed in New Hampshire Calendar Years 2020 - 2025



Source: ABI review of PACER records

Bankruptcy Filing Trends in New Hampshire: 2000-2025

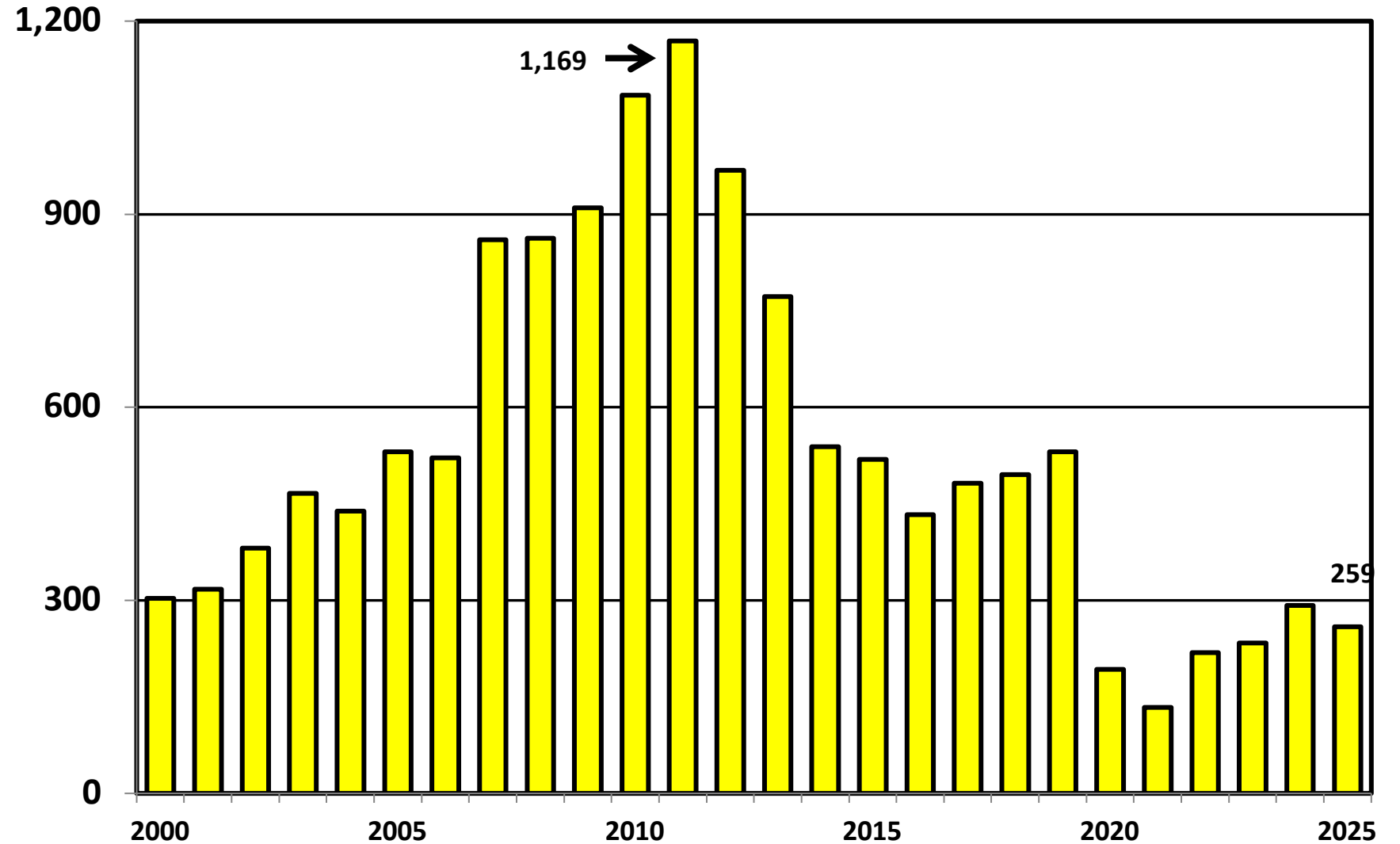


Prepared by the American
Bankruptcy Institute
www.abi.org



AMERICAN
BANKRUPTCY
INSTITUTE

Chapter 13 Cases Filed in New Hampshire 2000 - 2025



Bankruptcy Filing Trends in New Hampshire: 2000-2025

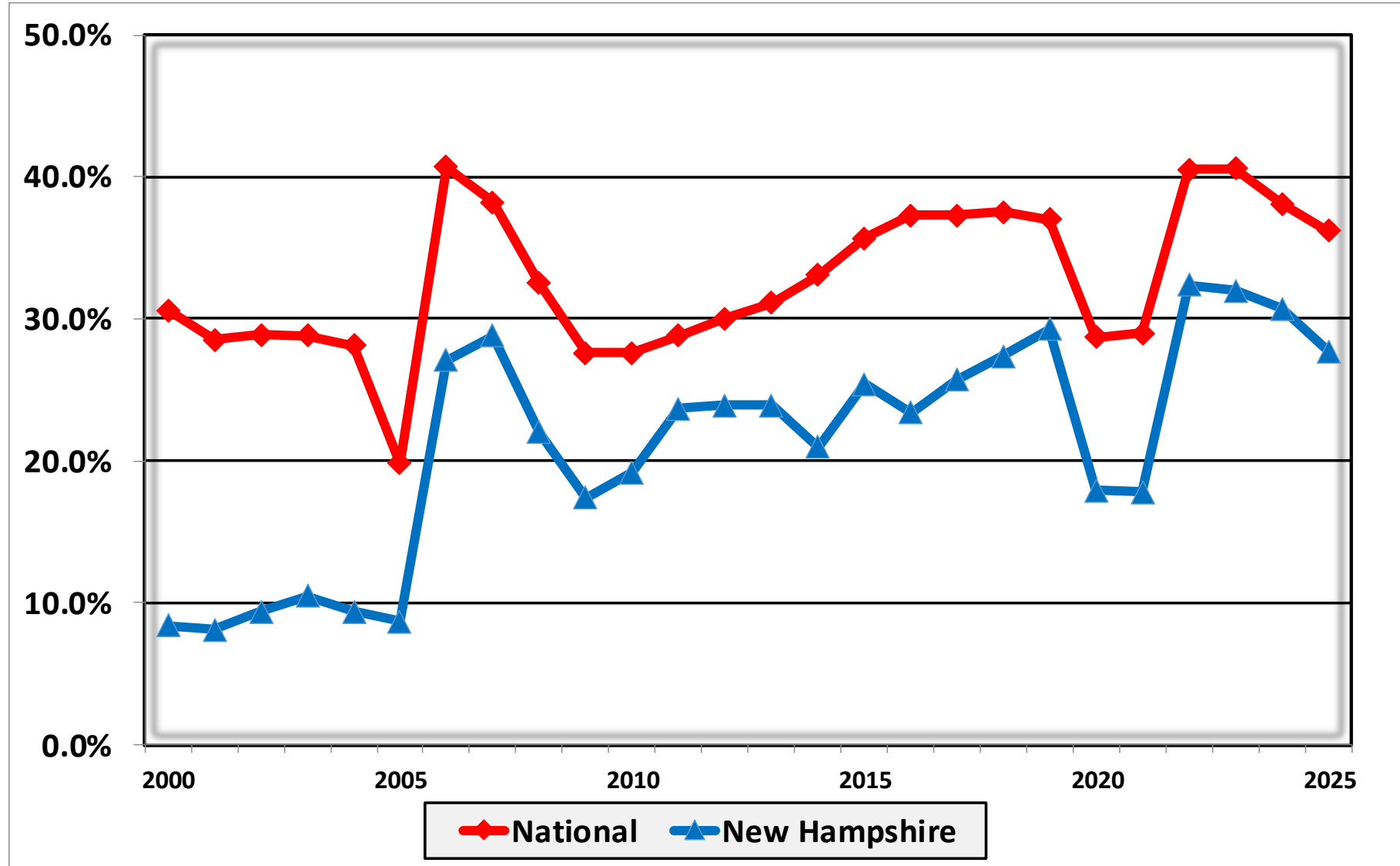


Prepared by the American
Bankruptcy Institute
www.abi.org



AMERICAN
BANKRUPTCY
INSTITUTE

Percent of Cases Filed as Chapter 13 Calendar Years 2000 - 2025



Bankruptcy Filing Trends in New Hampshire: 2000-2025

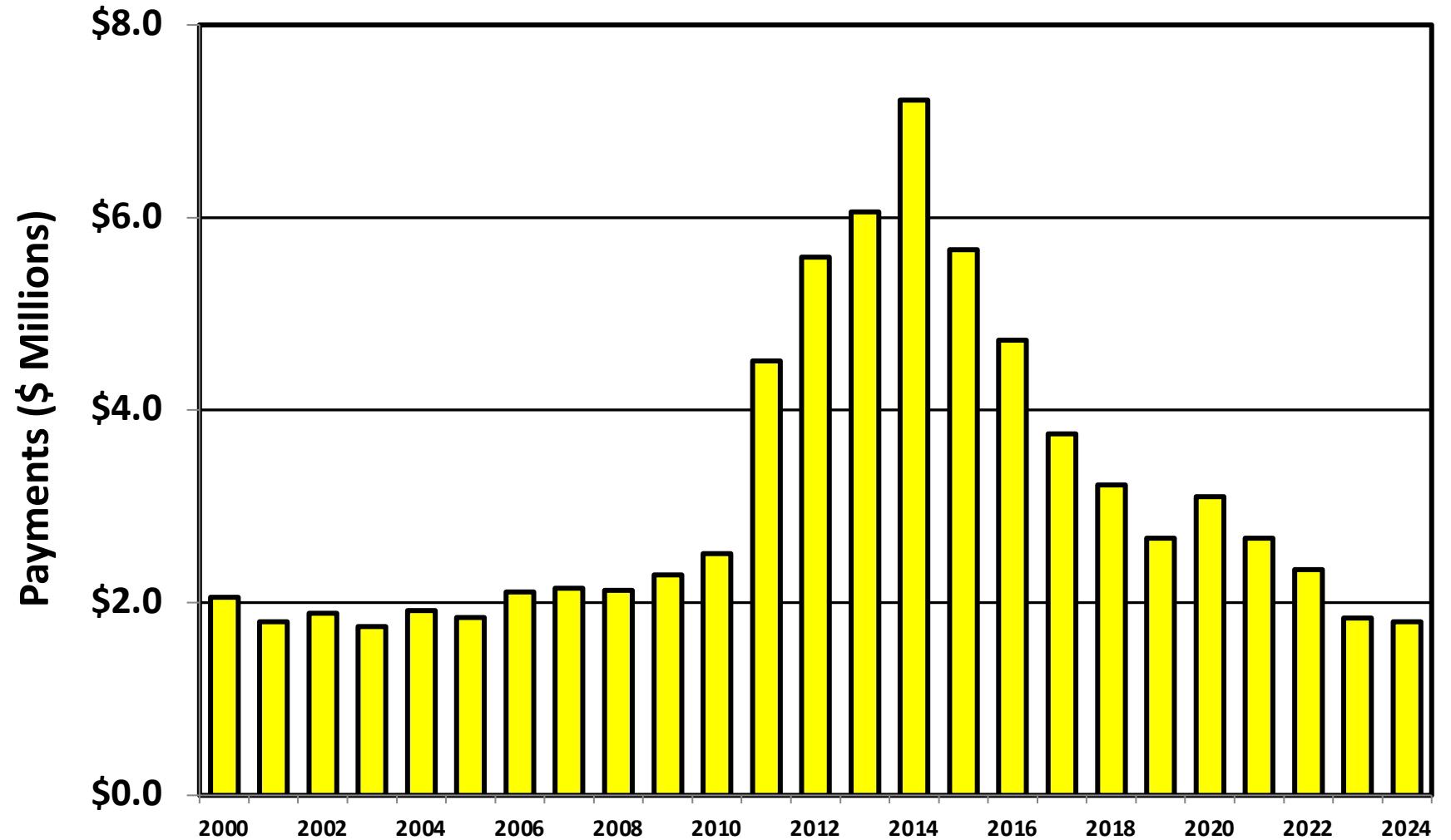


Prepared by the American
Bankruptcy Institute
www.abi.org



AMERICAN
BANKRUPTCY
INSTITUTE

Chapter 13 Cases in New Hampshire Amount (in Millions) Paid to Unsecured Creditors Fiscal Years 2000 - 2024



Source: Executive Office for United States Trustees

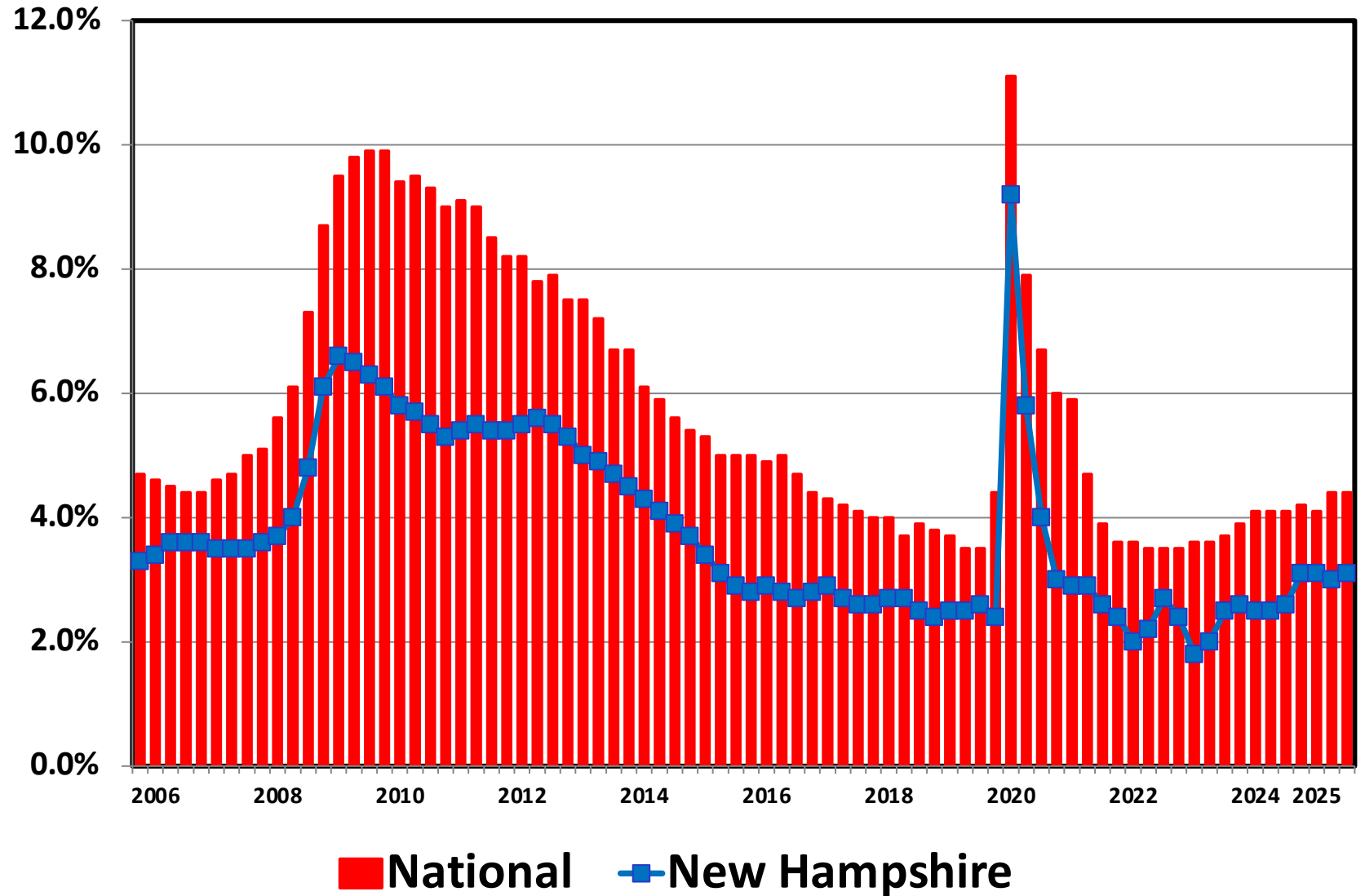
Bankruptcy Filing Trends in New Hampshire: 2000-2025



Prepared by the American
Bankruptcy Institute
www.abi.org



Unemployment Rate By Quarter 2006 - 2025



Source: Bureau of Labor Statistics

Bankruptcy Filing Trends in New Hampshire: 2000-2025

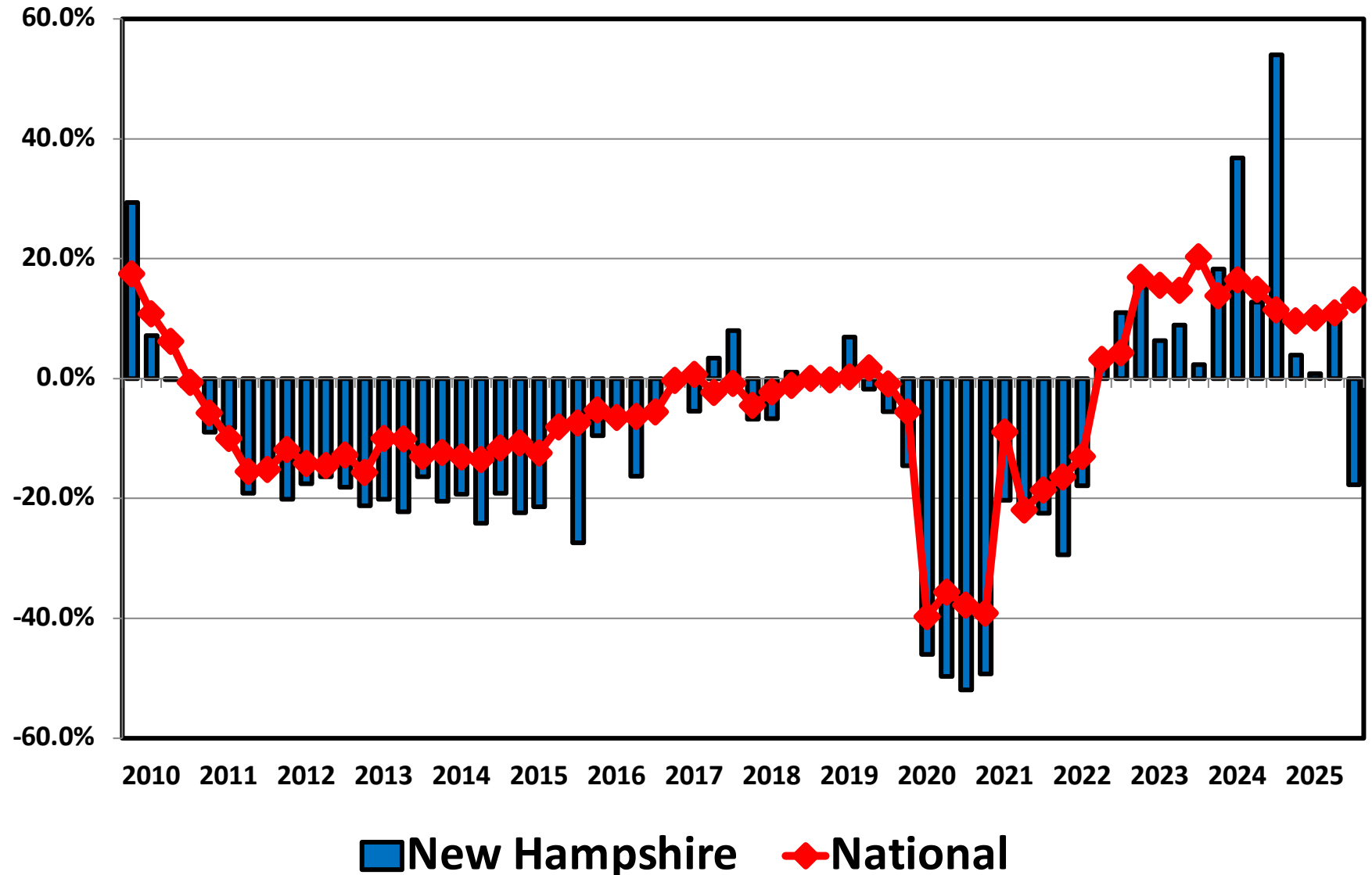


Prepared by the American
Bankruptcy Institute
www.abi.org



AMERICAN
BANKRUPTCY
INSTITUTE

Filing Trends By Quarter New Hampshire vs. National Average (Percent Change From Same Quarter One Year Prior)



Bankruptcy Filing Trends in New Hampshire: 2000-2025

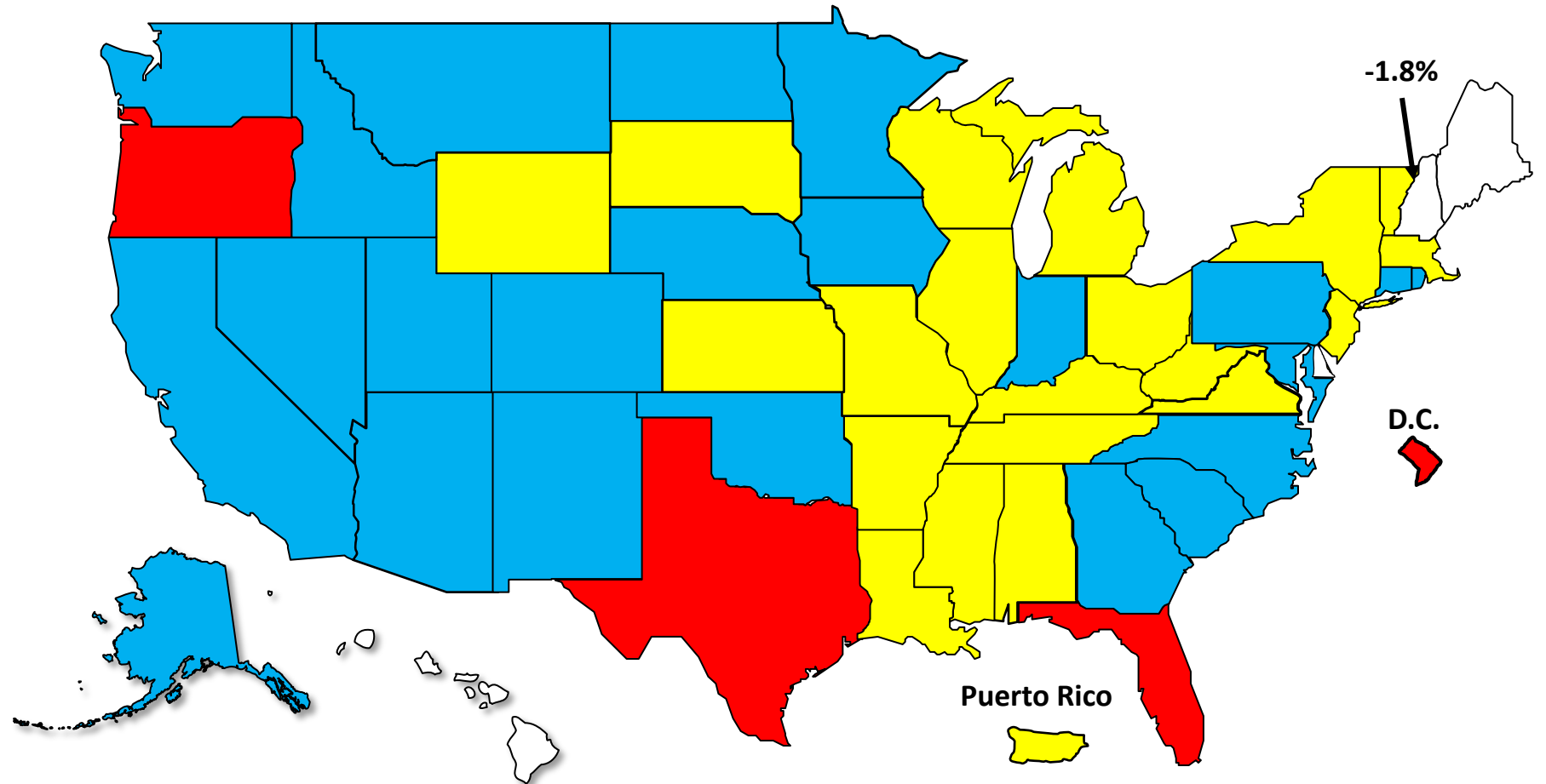


Prepared by the American Bankruptcy Institute
www.abi.org



Bankruptcy Filing Trends Calendar Year 2025 vs. 2024 National Average = 11.0% Increase

+20% or More +10.0% to 19.9% +0% to 9.9% Decline



Bankruptcy Filing Trends in New Hampshire: 2000-2025



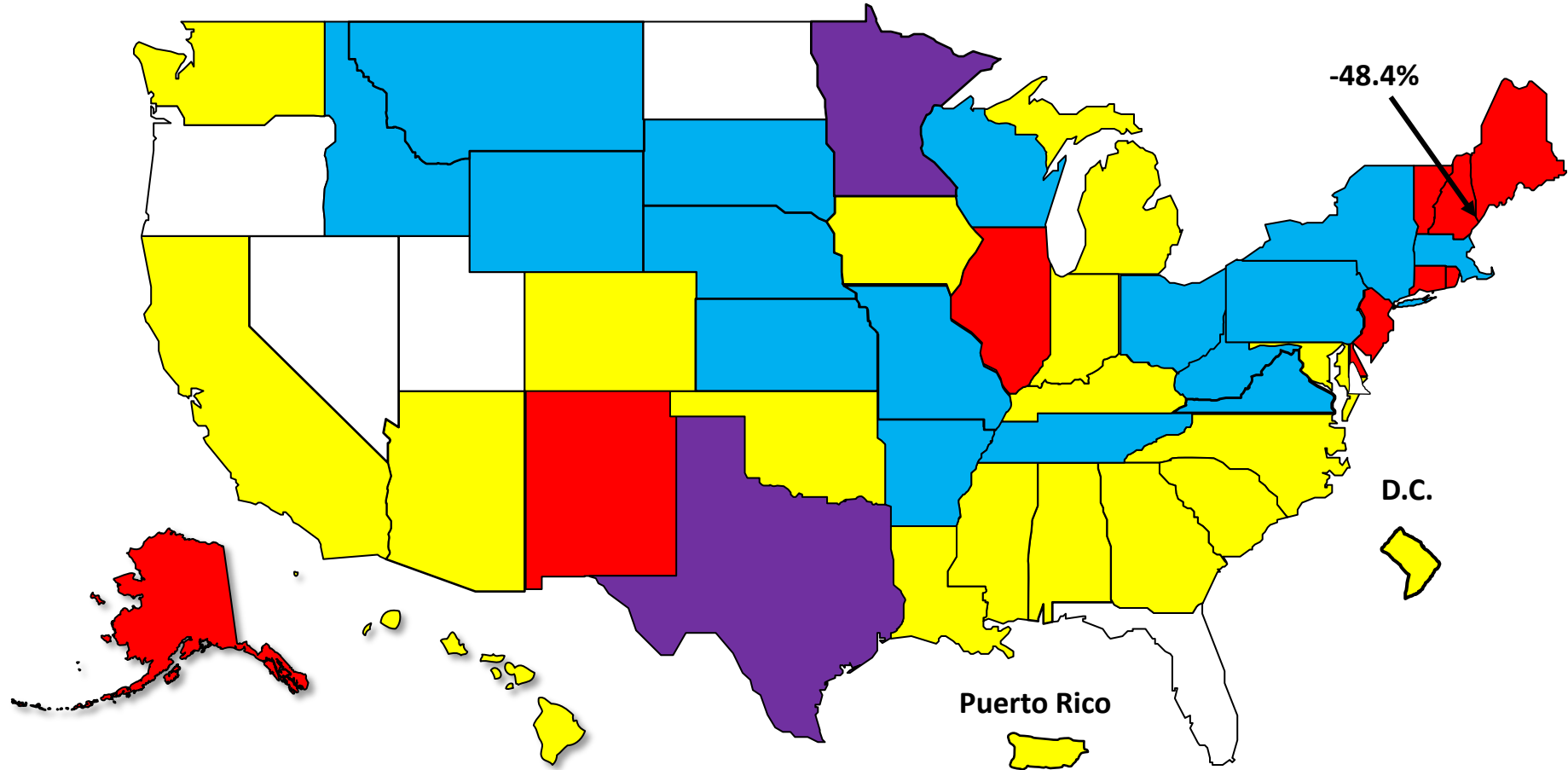
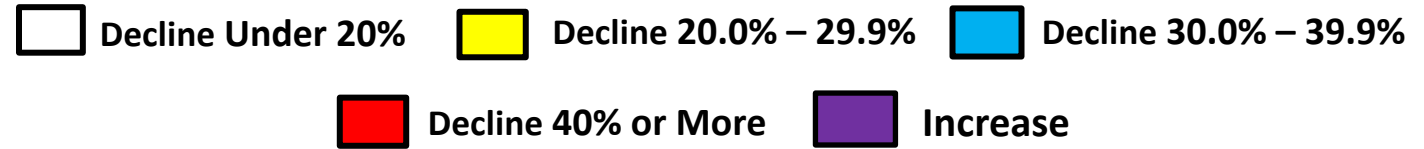
Prepared by the American Bankruptcy Institute
www.abi.org



AMERICAN
BANKRUPTCY
INSTITUTE

Bankruptcy Filing Trends Since the Pandemic Calendar Year 2025 vs. 2019

National Average = 25.9% Decrease





AMERICAN BANKRUPTCY INSTITUTE

Prepared by the American Bankruptcy Institute. www.abi.org